

# Biomedical event extraction using Abstract Meaning Representation

Sudha Rao<sup>1</sup>, Daniel Marcu<sup>2</sup>, Kevin Knight<sup>2</sup>, Hal Daumé III<sup>1</sup>

<sup>1</sup>University of Maryland, College Park, <sup>2</sup>USC Information Sciences Institute,  
raosudha@cs.umd.edu, marcu@isi.edu, knight@isi.edu, hal@cs.umd.edu

## Abstract

We propose a novel, Abstract Meaning Representation-based approach to identifying molecular events/interactions in biomedical text. Our key contributions are: (1) an empirical validation of our hypothesis that an event is a subgraph of the AMR graph, (2) a neural network-based model that identifies such an event subgraph given an AMR, and (3) a distant supervision based approach via which we gather additional training data for our neural network-based model. We evaluate our approach on the Genia Event extraction (a subtask of BioNLP Shared task) dataset.

## 1 Introduction

The task of event extraction in the biomedical domain corresponds to the systematic identification of interactions between different biomolecule entities in text. The biomedical community has been working towards the goal of creating a curated knowledge base of biomolecule entity interactions. The scientific literature in the biomedical domain runs to millions of articles and is an excellent source of such information. However, automatically extracting information from text is challenging, because natural language expresses interactions between entities in a highly heterogeneous manner. Current approaches to this problem span methods that use learnt patterns from annotated text (Bui et al., 2013) to machine learning methods (Björne and Salakoski, 2013) that use syntactic parses as features. We find that a semantic analysis of text that relies on Abstract Meaning Representations (Banarescu et al., 2013) is highly useful because it normalizes many lexical and syntactic variations.

AMR is a rooted, directed acyclic graph (DAG)

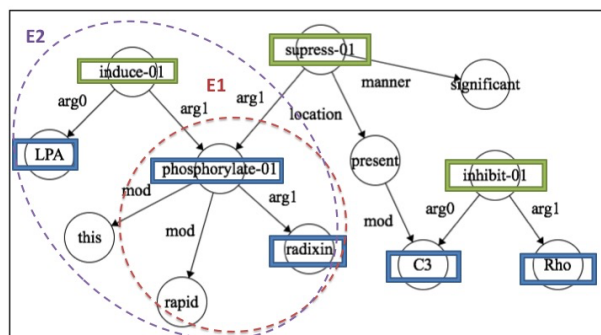


Figure 1: AMR with sample event annotations for sentence “This LPA-induced rapid phosphorylation of radixin was significantly suppressed in the presence of C3 toxin, a potent inhibitor of Rho”

that captures the notion of *who did what to whom* in text, in a way that sentences that have the same basic meaning often have the same AMR. The nodes in the graph map to words in the sentence and the edges map to relations between the words. AMR naturally captures hierarchical relations between entities in text making it favorable for complex event detection. For example, consider the following sentence from the biomedical literature: “This LPA-induced rapid phosphorylation of radixin was significantly suppressed in the presence of C3 toxin, a potent inhibitor of Rho”. Figure 1 shows its Abstract Meaning Representation (AMR). The subgraph rooted at phosphorylate-01 identifies the event  $E_1$  and the subgraph rooted at induce-01 identifies the event  $E_2$  where

$$\begin{aligned} E_1 &= \text{phosphorylation of radixin;} \\ E_2 &= \text{LPA induces } E_1. \end{aligned}$$

We hypothesize that an event structure is a subgraph of a DAG structure like AMR and under this assumption, we cast the event extraction task as a graph identification problem. Our **first contribution** is the testing of the above hypothesis

Type	Primary Args.
Gene_expression	T(P)
Transcription	T(P)
Localization	T(P)
Protein_catabolism	T(P)
Binding	T(P)+
Phosphorylation	T(P/Ev), C(P/Ev)
Regulation	T(P/Ev), C(P/Ev)
Positive_regulation	T(P/Ev), C(P/Ev)
Negative_regulation	T(P/Ev), C(P/Ev)

Table 1: Event types and their arguments

that an event structure is a subgraph of an AMR graph. Given an AMR graph for a sentence (obtained automatically using an AMR parser (Pust et al., 2015)), we explain how an event can be defined as a subgraph of the AMR graph. Under the assumption that we can correctly identify such an event subgraph from an AMR graph when it exists, we evaluate how good is our definition (Section 2).

Our **second contribution** is a neural network-based supervised model that is trained to identify an event subgraph given an AMR analysis (Section 3). We hypothesize that the path between an interaction term and an entity term in an AMR graph contains an important signal for identifying the relation between them. For e.g. in figure 1 the path {*induce-01*, *arg0*, *LPA*} suggests that *LPA* is the cause of *induce*. However we need to encapsulate this information in a form that generalizes well across different words. Word vectors give us such non-sparse representations. We translate the concepts in the path into word embeddings pre-trained on millions of biomedical text and translate the edge labels in the path into one-hot vector encodings. Using such a path representation, we develop two pipelined Recurrent Neural Network (RNN) models: (a) to identify the *interaction* and its *theme*; and (b) to identify the *cause*, if there exists one.

Training neural network based models require large amount of data, and the dearth of annotated data in the biomedical domain can make such supervised learning difficult. The relation extraction community has successfully shown the usefulness of an indirect way of gathering annotated training data called distant supervision (Mintz et al., 2009). Traditionally distant supervision works on the assumption that given a relation between two entities in a knowledge base, a sentence in which the two entities co-occur is likely to express this known re-

This LPA-induced rapid phosphorylation of radixin was significantly suppressed in the presence of C3 toxin, a potent inhibitor of Rho

T1	(Protein, LPA)
T2	(Protein, radixin)
T2	(Protein, C3)
T4	(Protein, Rho)
T5	(Phosphorylation, phosphorylate)
T6	(Positive_regulation, induce)
T7	(Negative_regulation, suppress)
T8	(Negative_regulation, inhibit)
E1	(Type: T5, Theme: T2)
E2	(Type: T6, Theme: E1, Cause: T1)
E3	(Type: T7, Theme: E1)
E4	(Type: T8, Theme: T4, Cause: T3)

Table 2: Example event annotation. The protein annotations T1- T4 are given as starting points. The task is to identify the events E1-E4 with their interaction type and arguments.

lation and hence can serve as training data for that relation. However it has been found that training data gathered using such a method can be noisy (Takamatsu et al., 2012). Our **third contribution** is a method based on AMR path heuristic to selectively sample the sentences obtained using distant supervision. We furthermore show its effectiveness in training our RNN models for event extraction (Section 3).

We evaluate our event extraction model on the BioNLP Shared Task dataset and show that our RNN model coupled with additional training data gathered using our distant supervision strategy can achieve results comparable to the state-of-the-art system even with an AMR parser of just 67% accuracy.

## 2 AMR based event extraction model

### 2.1 Task description

The biomedical event extraction task in this work is adopted from the Genia Event Extraction sub-task of the well-known BioNLP shared task ((Kim et al., 2009), (Kim et al., 2011), (Kim et al., 2013)). Table 2 shows a sample event annotation for the sentence in Figure 1. The protein annotations T1- T4 are given as starting points. The task is to identify the events E1-E4 with their interaction type and arguments. Table 1 describes the various event types and the arguments they accept. The first four event types require only unary theme argument. The binding event can take a variable number of theme arguments. The last four events

take a theme argument and, when expressed, also a cause argument. Their theme or cause may in turn be another event, creating a nested event (For e.g. event E2 in Table 2).

## 2.2 Model description

We cast this event extraction problem as a subgraph identification problem. Given a sentence, we first get the AMR graph for the sentence using an AMR parser. The parser output includes alignments from concept node to word (or words) in the sentence. Let  $P$  be the set of concept nodes in the AMR aligned to the pre-annotated protein mentions in the sentence. Let  $T$  be the set of concept nodes aligned to the interaction terms in the sentence. For training data, the interaction terms are obtained from the event annotations. For test data, the interaction terms include any term that was annotated as an interaction term more than once in the training data.

**Theme identification:** Every pair  $(p_i, t_j)$  where  $p_i \in P$  and  $t_j \in T$ , is a candidate for an event  $e_m$  defined as  $e_m: (Type: t_j, Theme: p_i)$  where  $Type$  is one of the nine event types in Table 1. If  $e_m$  can take other events as arguments (last four event types in Table 1) and if the shortest path between  $t_j$  and  $p_i$  includes an interaction term  $t_k$ , such that the pair  $(p_i, t_k)$  is an event  $e_n$  in itself, then we define the event  $e_m$  instead as  $e_m: (Type: t_j, Theme: e_n)$ . For e.g. in Figure 1, the path between *induce-01* and *radixin* includes *phosphorylate-01* which is an event in itself ( $E_1$ ). Hence event  $E_2$  is defined with  $E_1$  as its theme (in Table 2).

**Cause identification:** For events  $e_m: (Type: t_j, Theme: p_i)$  that can take a cause argument, we identify possible candidates for their cause by again looking for all pairs  $(p_l, t_j)$  where  $p_l \in P$  and  $l \neq i$  and add cause to the event  $e_m$  as  $e_m: (Type: t_j, Theme: p_i, Cause: p_l)$ . Since these events can even take other events as their cause argument, we identify additional candidates for their cause by looking for all pairs  $(e_n, t_j)$  where  $e_n \in E$  and  $n \neq m$  and add cause to the event  $e_m$  as  $e_m: (Type: t_j, Theme: p_i, Cause: e_n)$ .

## 2.3 Upper bound using “event is a subgraph of AMR” hypothesis

Before we learn to identify events from AMRs automatically, we test the validity of our hypothesis. We assume that we can correctly identify an event if it is a subgraph of the AMR. Table 3 shows

Event Type	Recall	Precision	F1	F1 (SOA)
Gene_expression	87.82	100.00	93.51	
Transcription	65.31	100.00	79.01	
Localization	86.80	100.00	92.93	
Protein_catabolism	90.00	100.00	94.74	
==[SVT-TOTAL]==	82.48	100.00	90.04	76.59
Binding	67.83	95.83	79.43	42.88
Phosphorylation	60.62	80.14	69.03	65.37
Regulation	42.61	61.73	50.42	
Positive_regulation	41.93	65.43	51.11	
Negative_regulation	50.94	65.85	57.45	
==[REG-TOTAL]==	45.16	64.33	53.00	38.41
==[ALL-TOTAL]==	65.98	85.44	74.18	50.97

Table 3: Upper bound on the dev set using our “event is a subgraph of AMR” hypothesis

the result of this hypothesis on the dev set of the BioNLP 2013 Shared Task dataset (described in Section 5.1). The last column (F1 (SOA)) in the table is the state-of-the-art F1 score (Hakala et al., 2013) on the test set of the dataset. In case of events that take only proteins as theme arguments, an event is always a subgraph of the AMR unless there is alignment error due to which the concept nodes corresponding to either the interaction term or the protein term are missing. Hence our precision is at a 100% and our recall goes down only slightly. In case of the other event types, where an event can take other events as arguments, an event is correctly identified only if the the path between the pair  $(p_i, t_j)$  includes all its sub-events. Therefore we lose on both precision and recall. In addition to evaluating our hypothesis that an event is a subgraph of an AMR graph, these results give us following two important insights:

1. By using this hypothesis we have a set an upper bound of 74% for our learning model;
2. As the accuracy of automatic AMR parsers improve, our model will perform better at the event extraction task

## 3 Recurrent Neural Network based learning model

In the previous section we testified our hypothesis that an event is a subgraph of an AMR. The key idea is that the path between the interaction term and the entity term contains information about how the event is structured. We build on this idea to develop a supervised model using Recurrent Neural Network (RNN) that can learn to identify events using the words in the AMR path between the interaction term and the entity term.

### 3.1 Motivation

The input to our problem is a sequence of words ( $w_i$ ) interwound with edge labels ( $e_j$ ) of the form:  $w_1, e_1, w_2, e_2, \dots, e_{n-1}, w_n$  that exists in the path between an interaction term and an entity term in an AMR graph. Due to large semantic variations that exists in naturally occurring texts, traditional feature based methods suffer from sparsity issues while learning from such a sequence. Neural network based models provide a framework for learning from non-sparse representations. Specifically, RNN is known to handle sequences of variable length and capture long range dependencies well. Since the input sequence in our case falls into this category, we build our model using the RNN framework.

### 3.2 Event identification

We model the event identification task as a two-step process: Theme identification and Cause identification. For simple events, this process includes only theme identification (since they don't have cause). We describe the two RNN models corresponding to the two steps as follows:

#### 3.2.1 Theme identification

Given a pair of interaction node ( $t_j$ ) and protein node ( $p_i$ ), the task is to identify if there exists an event with  $t_j$  as the interaction and  $p_i$  as the theme; and if yes, what is the type of the event. We cast this problem as a multi-class classification task with label set as  $L : \{NULL \cup Event\_types\}$  where  $Event\_types$  correspond to the nine event types described in Table 1 and  $NULL$  corresponds to no event. We train a RNN model for this task with the input layer as the sequence of words interwound with edge labels in the shortest path between  $p_i$  and  $t_j$  in the AMR graph. We use a hidden layer of size 100 and an output layer of the size of our label set  $L$ . For e.g. in Figure 2, the sequence  $\{ 'phosphorylate-01', 'arg1', 'radixin' \}$  is the input sequence and the event type *Phosphorylation* is its label.

#### 3.2.2 Cause identification

The last four event types in Table 1 can take proteins or other events as cause argument. We cast this problem as a binary classification task where for an event we ask the question if a protein/event is its cause argument or not for every protein and every other event in that sentence. Let  $e_m$  be the event identified as  $e_m : (Type : t_j, Theme : p_i)$

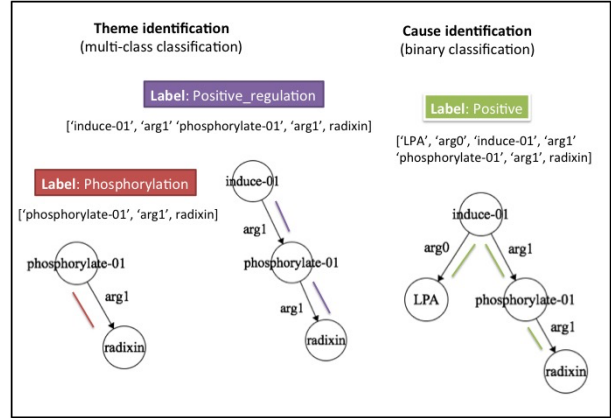


Figure 2: Theme identification and Cause identification stages

that can take a cause argument. Let  $C = P \cup E$  where  $P$  is the set of all other proteins in the AMR graph (except  $p_i$ ) and  $E$  is the set of all identified events (except  $e_m$ ). For every  $c_k \in C$ , we get the shortest path between  $c_k$  and  $t_j$  and combine it with the shortest path between  $p_i$  and  $t_j$  and use the words and edges in this combined path as the input layer of our second RNN model. We use a hidden layer of size 100 and an output layer of size one corresponding to the binary prediction of whether  $c_k$  is the cause of the event  $e_m$  or not.

### 3.3 Vector encodings for RNN

When initializing our model, we have two choices: we can initialize the vectors in the input layer randomly or we can initialize them with values that reflect the meanings of the word types. It has been seen that using pre-defined word embeddings improves the performance of RNN models over random initializations ((Collobert and Weston, 2008); (Socher et al., 2011)). We initialize the vectors corresponding to words in our input layer with 100-dimensional vectors generated by a word2vec (Mikolov et al., 2013) model trained on over one million words from the PubMed central article repository. We initialize the vectors corresponding to the edge labels in our input layer into one-hot vectors.

### 3.4 Event reconstruction

During test time, we first make predictions using our RNN model for Theme identification. For every pair  $(p_i, t_j)$  with a non-zero label  $l$ , we construct events as follows: For label  $l$  corresponding to interaction types that take only proteins as theme arguments, we construct event as  $e_m :$

( $Type : t_j, Theme : p_i$ ). For label  $l$  corresponding to interaction types that can take another event as its theme, we look at the path between  $t_j$  and  $p_i$  in the AMR. If this path includes a pair  $(t_k, p_i)$  that has a non-zero label, then we construct an event  $e_n : (Type : t_j, Theme : e_p)$  where  $e_p$  is the event constructed from the pair  $(t_k, p_i)$ . Otherwise, we construct the event as  $e_n : (Type : t_j, Theme : p_i)$ .

For each of the predicted event  $e_m : (Type : t_j : Theme : p_i)$  that can take a cause argument, we run the second RNN model for its Cause identification. If there is a pair  $(p_i, c_k)$  which has a positive label, then we assign  $c_k$  as the cause of the event  $e_m$ .

## 4 Distant supervision

An empirical evaluation of our RNN-based learning model (Section 5.4) shows that it can suffer from low recall. Obtaining additional human annotated data for our complex event extraction task can be very costly. This motivates us to develop an approach that can gather more training data with minimal supervision.

### 4.1 Motivation

Distant supervision as a learning paradigm was introduced by (Mintz et al., 2009) for relation extraction in general domain. Mintz et al (2009) used Freebase to get a set of relation instances and entity pairs participating in those relations, extracted all sentences containing those two entity pairs from Wikipedia text and used these sentences as their training data. The distant supervision assumption is that if two entities participate in a relation, any sentence that contain those two entities might express that relation. This work and many others showed that distant supervision technique yields significant improvements in relation extraction.

Neural network models like RNN need to be trained on substantial amounts of training data for them to be able to generalize well. However due to lack of labeled data in biomedical domain, most work in relation extraction in this domain have been restricted to purely supervised techniques. In this work we cope with this problem by gathering additional training data using distant supervision from a knowledge base.

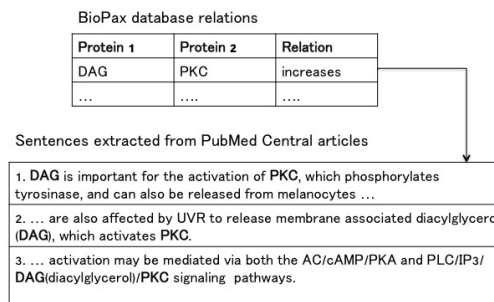


Figure 3: Distant Supervision

## 4.2 Methodology

Relation extraction using distant supervision requires two things: 1) A knowledge base containing relations between proteins, and 2) A large corpus of unannotated text that contain protein mentions. We use the BioPax (Biological Pathway Exchange) database (Demir et al., 2010) as our knowledge base of protein relations and we use the PubMed central articles as our unannotated text corpus. Given a database entry of the form ( $'Protein1', 'Protein2', 'relation'$ ), we extract all sentences from the PubMed central articles in which the two proteins co-occur. For example, Figure 3 shows some sample sentences extracted for the database entry ( $'DAG', 'PKC', 'increases'$ ). The first two sentences in the figure indeed express the relation in the database but the third sentence just mentions the two proteins in a comma separated list. We observe that a lot of the extracted sentences fall into the category of the third sentence. Hence as a first step, we filter such instances by tagging the sentence with their parts-of-speech and removing those in which the two proteins are separated only by nouns (or punctuations).

### 4.3 AMR path based selection

The traditional distant supervision approach says that all the sentences extracted using the method above can be used as additional training data under the assumption that all sentences in which the proteins co-occur express the relation mentioned in the database. However this approach can often lead to a lot of false positives (Takamatsu et al., 2012). Hence we develop a novel selection technique using AMR path heuristic. We make the observation that given two protein nodes in an AMR, if there is a relation  $r$  between the two then the shortest path between the two protein nodes in the AMR contains the interaction term expressing the

Event Type	Biopax relation
Gene_expression	adds_modification
Transcription	adds_modification
Localization	adds_modification
Protein_catabolism	adds_modification
Binding	binds
Phosphorylation	adds_modification
Regulation	increases, increases_activity
Positive_regulation	increases, increases_activity
Negative_regulation	-

Table 4: Mapping between event types and Biopax model relations

relation  $r$ .

For e.g. in Figure 4 shows the AMR for the sentence “*DAG is important for the activation of PKC, which phosphorylates tyrosinase, and can also be released...*” that was extracted using the database entry {‘DAG’, ‘PKC’, ‘increases’}. The interaction term ‘activate’ suggesting the relation ‘increases’ exists in the shortest path between the proteins *DAG* and *PKC*. Figure 5 shows AMR for the sentence “*The sun-network links TCF3 with ZYX and HOXA9 via NEDD9 and CREBBP, respectively.*” extracted for the pair (‘TCF3’, ‘HOXA9’, ‘increases’). There is no interaction term suggesting the relation ‘increases’ in the shortest path between the proteins *TCF3* and *HOXA9*.

Table 4 shows the mapping we define between the event types and the relations found in the entries (‘Protein1’, ‘Protein2’, ‘relation’) that we extracted from the Biopax model. In each sentence extracted for the database entry (‘ $P_1$ ’, ‘ $P_2$ ’, ‘ $r$ ’), we check if the shortest path between the two protein nodes  $P_1$  and  $P_2$  in the AMR of the sentence contains one of the interaction terms corresponding to the event type mapped to the relation  $r$ . We discard all those sentences that do not satisfy this constraint.

#### 4.4 Using data for RNN model

We use these selected sentences as additional training data for our two RNN models as follows:

**Theme identification:** Let  $S$  be the sentence extracted for the database entry (‘DAG’, ‘PKC’, ‘increases’) and let ‘*activates*’ be the interaction term that exists in the shortest path between the protein nodes. Since the database entry refers to ‘DAG’ as the cause and ‘PKC’ as the theme, we assume these roles for the two proteins in the extracted sentence  $S$  as well. Therefore, we can now use the path between the interaction term ‘*activates*’ and the theme ‘PKC’ as an input sequence

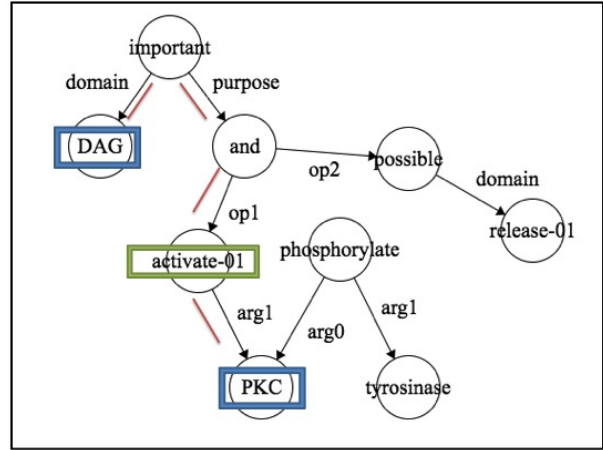


Figure 4: Interaction term ‘activate’ corresponding to the relation ‘increases’ exists in the shortest path between *DAG* and *PKC*

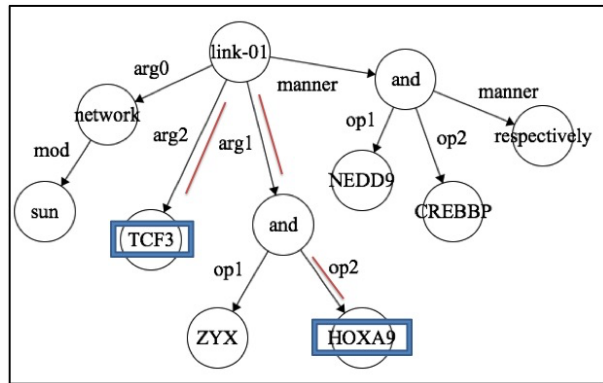


Figure 5: No interaction term corresponding to the relation ‘increases’ exists in the shortest path between *TCF3* and *HOXA9*

for our model with the label corresponding to the event type of the interaction term ‘*activates*’.

**Cause identification:** In case of cause identification instead of using the path between the interaction term and the theme entity, we use the shortest path between the cause entity and the theme entity via the interaction term and use this as an input sequence to our model with a positive label.

## 5 Experiments

### 5.1 Dataset and task setting

The event extraction task described in this work corresponds to the Task 1 of the Genia event extraction task described as: detection of typed, text-bound events and assignment of given proteins as their primary arguments. We use the dataset made available by the BioNLP Shared Task series (2009,

Event Type	(RNN) model			(RNN + DS) model				EVEX
	Recall	Precision	F1	Recall	Precision	F1	DS Sents	F1
Gene_expression	<b>66.33</b>	66.55	66.44	<b>68.19</b>	61.48	64.66	<b>868</b>	
Transcription	<b>55.10</b>	28.57	37.63	<b>57.14</b>	26.92	36.60	<b>807</b>	
Localization	36.55	63.72	46.45	38.07	85.06	52.60	96	
Protein_catabolism	73.33	84.62	78.57	60.00	94.74	73.47	7	
==[SVT-TOTAL]==	57.82	60.86	57.27	56.35	68.05	57.60		76.59
Binding	53.85	67.08	<b>59.74</b>	53.65	69.07	<b>60.39</b>	139	<b>42.88</b>
Phosphorylation	<b>49.21</b>	53.75	51.38	<b>73.45</b>	45.55	56.23	<b>3183</b>	65.37
Regulation	<b>16.30</b>	29.18	20.92	<b>26.07</b>	21.00	23.26	<b>2131</b>	
Positive_regulation	<b>25.98</b>	35.16	29.88	<b>37.41</b>	29.17	32.78	<b>4561</b>	
Negative_regulation	23.17	30.50	26.33	22.97	29.44	25.81	0	
==[REG-TOTAL]==	21.81	31.61	25.71	28.81	26.53	27.28		38.41
==[ALL-TOTAL]==	<b>44.42</b>	<b>51.01</b>	<b>46.37</b>	<b>50.78</b>	<b>49.27</b>	<b>50.01</b>	11792	<b>50.97</b>

Table 5: Comparison of results on 2013 dev set

2011 and 2013). We train a model on a combination of *abstract collection* (from 2009 edition) and *full text collection* (from 2011 and 2013). We test our model on the dev set of the 2013 edition (since the gold annotation is publicly available only for the dev set and not the test set).

## 5.2 Data preparation

The dataset made available for the Shared Task is in the form of sentences and event annotations as shown in Table 2. We now explain how we convert these event annotations into input and labels for our multi-class classification task (for theme identification) and binary classification task (for cause identification)

**Theme identification:** We define the set  $T$  as the set of interaction terms that was a part of some event annotation for this sentence. We define the set  $P$  as the set of all protein annotations for that sentence. For every pair  $(t_j, p_i)$  where  $p_i \in P$  and  $t_j \in T$ , we create a training data of the form  $\{w_1, e_1, w_2, e_2, \dots, e_{n-1}, w_n, label\}$  where the input sequence corresponds to the words interwound with edge labels in shortest path between  $t_j$  and  $p_i$ ; and the *label* is the event types (from Table 1) of the event  $e_m$  if there exists an event  $e_m : (Type : t_j, Theme : p_i)$ , *NULL* otherwise. We create the testing data using the same method; except that we don't use event annotations for creating the set  $T$  but instead use all terms in the sentence that was annotated as an interaction term in the training data more than once.

**Cause identification:** For every pair  $(t_j, p_k)$  where  $t_j$  is part of some event annotation  $e_m : (Type : t_j, Theme : p_i)$  of event type that can take cause argument and  $p_k \in P$ , we create a training data of the form  $\{w_1, e_1, w_2, e_2, \dots, e_{n-1}, w_n, label\}$  where the input sequence corresponds to

the words interwound with edge labels in the shortest path between  $p_k$  and  $p_i$  via  $t_j$ ; and the label is 1 if  $p_k$  is the cause of the event  $e_m$ , 0 otherwise.

## 5.3 RNN model setup

We implement our RNN model using the *lasagne* (Dieleman et al., 2015) library. For the first RNN model, we use softmax as our non-linear function and optimize the categorical cross entropy loss using adam (Kingma and Ba, 2014). For the second RNN model, we use sigmoid as our non-linear function and optimize the binary loss using adam. As for the hyper parameters, we set our dropout rate to 0.5, batch size to 16 and number of epochs to 10.

## 5.4 Results and discussion

Table 5 shows the results of our Recurrent Neural Network based event extraction model. We compare our results with the state-of-the-art event extraction system EVEX (Hakala et al., 2013). We report the Approximate Span/Approximate Recursive metric in all our tables (described in the Shared Task (Kim et al., 2013)). The columns to the left (with column heading RNN) show the performance of our model trained only on the official training data. We obtain a good overall precision of 51% but suffer considerably with the recall (44.4%). The columns to the right (with column heading RNN+DS) show the performance of our model trained on official training data plus the additional training data we gather using our distant supervision strategy. The increase in the recall from 44.4% to 50.78% shows the effectiveness of our distant supervision strategy.

Overall our distant supervised model (RNN+DS) performs comparable to the state-of-

the art result. Table 5 highlights some of our key results. The column *DS Sents* lists the number of sentences extracted for each of the corresponding event types using our distant supervision strategy. For the event types *Phosphorylation*, *Regulation* and *Positive\_regulation*, we extract a higher number of sentences compared to other event types. This results in a large increase in recall compared to our RNN model and proves the effectiveness of our distant supervision approach.

## 6 Related work

The biomedical event extraction task described in this work was first introduced in the BioNLP Shared Task in 2009 (Kim et al., 2009). Existing approaches to this task include SVM ((Björne and Salakoski, 2013)) other ML based approaches ((Riedel and McCallum, 2011), (Miwa et al., 2010), (Miwa et al., 2012)). Methods like ((Liu et al., 2013), (MacKinlay et al., 2013)) learn subgraph patterns from the event annotations in the training data and cast the event detection as subgraph matching problem. Non-feature based approaches like graph kernels compare syntactic structures directly. ((Airola et al., 2008), (Bunescu et al., 2005)). Rule based methods that either use manually crafted rules or generate rules from training data ((Cohen et al., 2009), (Kaljurand et al., 2009), (Kilicoglu and Bergler, 2011), (Bui et al., 2013)) have obtained high precision on these tasks.

In our work, we take inspiration from the Turk Event Extraction System (TEES) (Björne and Salakoski, 2013) (the event extraction system for EVEX) that has consistently been the top performer in these series of tasks. They represent events using a graph format and break the event extraction task into separate multi-class classification tasks using SVM as their classifier. In our work we take a step further by making use of a deeper semantic representation as a starting point and identifying subgraphs in the AMR graph.

AMR has been successfully used for deeper semantic tasks like entity linking (Pan et al., 2015) and abstractive summarization (Mihalcea et al., 2015). Recently, there have been increasing efforts for developing automatic AMR parsers suggesting the availability of AMR parsers with better accuracy in near future. Work by (Garg et al., 2015) is the first one to make use of AMR representation for extracting interactions from biomed-

ical text. They use graph kernel methods to answer the binary question of whether a given AMR subgraph expresses an interaction or not. Our work departs from theirs in that they concentrate only on binary interactions whereas we use AMR to identify complex nested events. Also, our approach additionally makes use of distant supervision to cope with the problem of limited annotated data.

Recurrent neural networks have proven to be tremendously useful for language modeling (Mikolov et al., 2010) and sequential modeling (Schuster and Paliwal, 1997). By associating each word with a distributed representation, RNN and other neural network methods overcome the sparsity problem faced by many traditional feature based approaches. Distant supervision techniques have been successfully used before for relation extraction (Mintz et al., 2009) in general domain. Recent work by (Liu et al., 2014) uses minimal supervision strategy for extracting relations particularly in biomedical texts. Our work departs from theirs in that we introduce a novel AMR path based heuristic to selectively sample the sentences obtained from distant supervision.

## 7 Conclusion

In this work, we showed the effectiveness of using a deep semantic representation based on Abstract Meaning Representations for extracting complex nested events expressed in biomedical text. We hypothesized that an event structure is an AMR subgraph and empirically validated our hypothesis. For learning to extract such event subgraphs from AMR automatically, we developed two Recurrent Neural Network based models: one for identifying the theme, and the other for identifying the cause of the event. To overcome the dearth of manually annotated data in biomedical domain, which explains the low recall of event extraction systems, we trained our model on additional training data gathered automatically using a selective distant supervision strategy. Our experiments strongly suggest that AMR parsing improvements, which are expected given the youth of this scientific field of inquiry, and the exploitation of larger, manually curated Biopax-like models and collections of bio-molecular texts will be easy to capitalize on catalysts for driving future improvements in this task.



## References

- Antti Airola, Sampo Pyysalo, Jari Björne, Tapio Pahikkala, Filip Ginter, and Tapio Salakoski. 2008. All-paths graph kernel for protein-protein interaction extraction with evaluation of cross-corpus learning. *BMC bioinformatics*, 9(11):1.
- Laura Banarescu, Claire Bonial, Shu Cai, Madalina Georgescu, Kira Griffitt, Ulf Hermjakob, Kevin Knight, Philipp Koehn, Martha Palmer, and Nathan Schneider. 2013. Abstract meaning representation for sembanking.
- Jari Björne and Tapio Salakoski. 2013. Tees 2.1: Automated annotation scheme learning in the bionlp 2013 shared task. In *Proceedings of the BioNLP Shared Task 2013 Workshop*, pages 16–25.
- Quoc-Chinh Bui, David Campos, Erik van Mulligen, and Jan Kors. 2013. A fast rule-based approach for biomedical event extraction. In *Proceedings of the BioNLP Shared Task 2013 Workshop*, pages 104–108. Association for Computational Linguistics.
- Razvan Bunescu, Ruifang Ge, Rohit J Kate, Edward M Marcotte, Raymond J Mooney, Arun K Ramani, and Yuk Wah Wong. 2005. Comparative experiments on learning information extractors for proteins and their interactions. *Artificial intelligence in medicine*, 33(2):139–155.
- K Bretonnel Cohen, Karin Verspoor, Helen L Johnson, Chris Roeder, Philip V Ogren, William A Baumgartner Jr, Elizabeth White, Hannah Tipney, and Lawrence Hunter. 2009. High-precision biological event extraction with a concept recognizer. In *Proceedings of the Workshop on Current Trends in Biomedical Natural Language Processing: Shared Task*, pages 50–58. Association for Computational Linguistics.
- Ronan Collobert and Jason Weston. 2008. A unified architecture for natural language processing: Deep neural networks with multitask learning. In *Proceedings of the 25th international conference on Machine learning*, pages 160–167. ACM.
- Emek Demir, Michael P Cary, Suzanne Paley, Ken Fukuda, Christian Lemer, Imre Vastrik, Guanming Wu, Peter D’Eustachio, Carl Schaefer, Joanne Luciano, et al. 2010. The biopax community standard for pathway data sharing. *Nature biotechnology*, 28(9):935–942.
- Sander Dieleman, Jan Schlter, Colin Raffel, Eben Olson, Sren Kaae Snderby, Daniel Nouri, Daniel Maturana, Martin Thoma, Eric Battenberg, Jack Kelly, Jeffrey De Fauw, Michael Heilman, diogo149, Brian McFee, Hendrik Weideman, takacsg84, peterderivaz, Jon, instagibbs, Dr. Kashif Rasul, CongLiu, Britefury, and Jonas Degraeve. 2015. Lasagne: First release., August.
- Sahil Garg, Aram Galstyan, Ulf Hermjakob, and Daniel Marcu. 2015. Extracting biomolecular interactions using semantic parsing of biomedical text. *arXiv preprint arXiv:1512.01587*.
- Kai Hakala, Sofie Van Landeghem, Tapio Salakoski, Yves Van de Peer, and Filip Ginter. 2013. Evex in st?13: Application of a large-scale text mining resource to event extraction and network construction. In *Proceedings of the BioNLP Shared Task 2013 Workshop*, pages 26–34. Association for Computational Linguistics.
- Kaarel Kaljurand, Gerold Schneider, and Fabio Rinaldi. 2009. Uzurich in the bionlp 2009 shared task. In *Proceedings of the Workshop on Current Trends in Biomedical Natural Language Processing: Shared Task*, pages 28–36. Association for Computational Linguistics.
- Halil Kilicoglu and Sabine Bergler. 2011. Adapting a general semantic interpretation approach to biological event extraction. In *Proceedings of the BioNLP Shared Task 2011 Workshop*, pages 173–182. Association for Computational Linguistics.
- Jin-Dong Kim, Tomoko Ohta, Sampo Pyysalo, Yoshinobu Kano, and Jun’ichi Tsujii. 2009. Overview of bionlp’09 shared task on event extraction. In *Proceedings of the Workshop on Current Trends in Biomedical Natural Language Processing: Shared Task*, pages 1–9. Association for Computational Linguistics.
- Jin-Dong Kim, Yue Wang, Toshihisa Takagi, and Akinori Yonezawa. 2011. Overview of genia event task in bionlp shared task 2011. In *Proceedings of the BioNLP Shared Task 2011 Workshop*, pages 7–15. Association for Computational Linguistics.
- Jin-Dong Kim, Yue Wang, and Yamamoto Yasunori. 2013. The genia event extraction shared task, 2013 edition-overview. In *Proceedings of the BioNLP Shared Task 2013 Workshop*, pages 8–15. Association for Computational Linguistics.
- Diederik Kingma and Jimmy Ba. 2014. Adam: A method for stochastic optimization. *arXiv preprint arXiv:1412.6980*.
- Haibin Liu, Karin Verspoor, Donald C Comeau, Andrew MacKinlay, and W John Wilbur. 2013. Generalizing an approximate subgraph matching-based system to extract events in molecular biology and cancer genetics. In *Proceedings of the BioNLP Shared Task 2013 Workshop*, pages 76–85.
- Mengwen Liu, Yuan Ling, Yuan An, and Xiaohua Hu. 2014. Relation extraction from biomedical literature with minimal supervision and grouping strategy. In *2014 IEEE International Conference on Bioinformatics and Biomedicine, BIBM 2014, Belfast, United Kingdom, November 2-5, 2014*, pages 444–449.

- Andrew MacKinlay, David Martinez, Antonio Jimeno Yepes, Haibin Liu, W John Wilbur, and Karin Verspoor. 2013. Extracting biomedical events and modifications using subgraph matching with noisy training data. In *Proceedings of the BioNLP Shared Task 2013 Workshop*. Association for Computational Linguistics, Sofia, Bulgaria, pages 35–44.
- Rada Mihalcea, Joyce Yue Chai, and Anoop Sarkar, editors. 2015. *NAACL HLT 2015, The 2015 Conference of the North American Chapter of the Association for Computational Linguistics: Human Language Technologies, Denver, Colorado, USA, May 31 - June 5, 2015*. The Association for Computational Linguistics.
- Tomas Mikolov, Martin Karafiát, Lukas Burget, Jan Cernocký, and Sanjeev Khudanpur. 2010. Recurrent neural network based language model. In *INTERSPEECH*, volume 2, page 3.
- Tomas Mikolov, Ilya Sutskever, Kai Chen, Greg S Corrado, and Jeff Dean. 2013. Distributed representations of words and phrases and their compositionality. In *Advances in neural information processing systems*, pages 3111–3119.
- Mike Mintz, Steven Bills, Rion Snow, and Dan Jurafsky. 2009. Distant supervision for relation extraction without labeled data. In *Proceedings of the Joint Conference of the 47th Annual Meeting of the ACL and the 4th International Joint Conference on Natural Language Processing of the AFNLP: Volume 2-Volume 2*, pages 1003–1011. Association for Computational Linguistics.
- Makoto Miwa, Rune Sætre, Jin-Dong Kim, and Jun'ichi Tsujii. 2010. Event extraction with complex event classification using rich features. *Journal of bioinformatics and computational biology*, 8(01):131–146.
- Makoto Miwa, Paul Thompson, and Sophia Ananiadou. 2012. Boosting automatic event extraction from the literature using domain adaptation and coreference resolution. *Bioinformatics*, 28(13):1759–1765.
- Xiaoman Pan, Taylor Cassidy, Ulf Hermjakob, Heng Ji, and Kevin Knight. 2015. Unsupervised entity linking with abstract meaning representation. In Mihalcea et al. (Mihalcea et al., 2015), pages 1130–1139.
- Michael Pust, Ulf Hermjakob, Kevin Knight, Daniel Marcu, and Jonathan May. 2015. Parsing english into abstract meaning representation using syntax-based machine translation. In *Proceedings of the 2015 Conference on Empirical Methods in Natural Language Processing, EMNLP 2015, Lisbon, Portugal, September 17-21, 2015*, pages 1143–1154.
- Sebastian Riedel and Andrew McCallum. 2011. Robust biomedical event extraction with dual decomposition and minimal domain adaptation. In *Proceedings of the BioNLP Shared Task 2011 Workshop*, pages 46–50. Association for Computational Linguistics.
- Mike Schuster and Kuldip K Paliwal. 1997. Bidirectional recurrent neural networks. *Signal Processing, IEEE Transactions on*, 45(11):2673–2681.
- Richard Socher, Eric H Huang, Jeffrey Pennin, Christopher D Manning, and Andrew Y Ng. 2011. Dynamic pooling and unfolding recursive autoencoders for paraphrase detection. In *Advances in Neural Information Processing Systems*, pages 801–809.
- Shingo Takamatsu, Issei Sato, and Hiroshi Nakagawa. 2012. Reducing wrong labels in distant supervision for relation extraction. In *Proceedings of the 50th Annual Meeting of the Association for Computational Linguistics: Long Papers-Volume 1*, pages 721–729. Association for Computational Linguistics.