

15-213

“The course that gives CMU its Zip!”

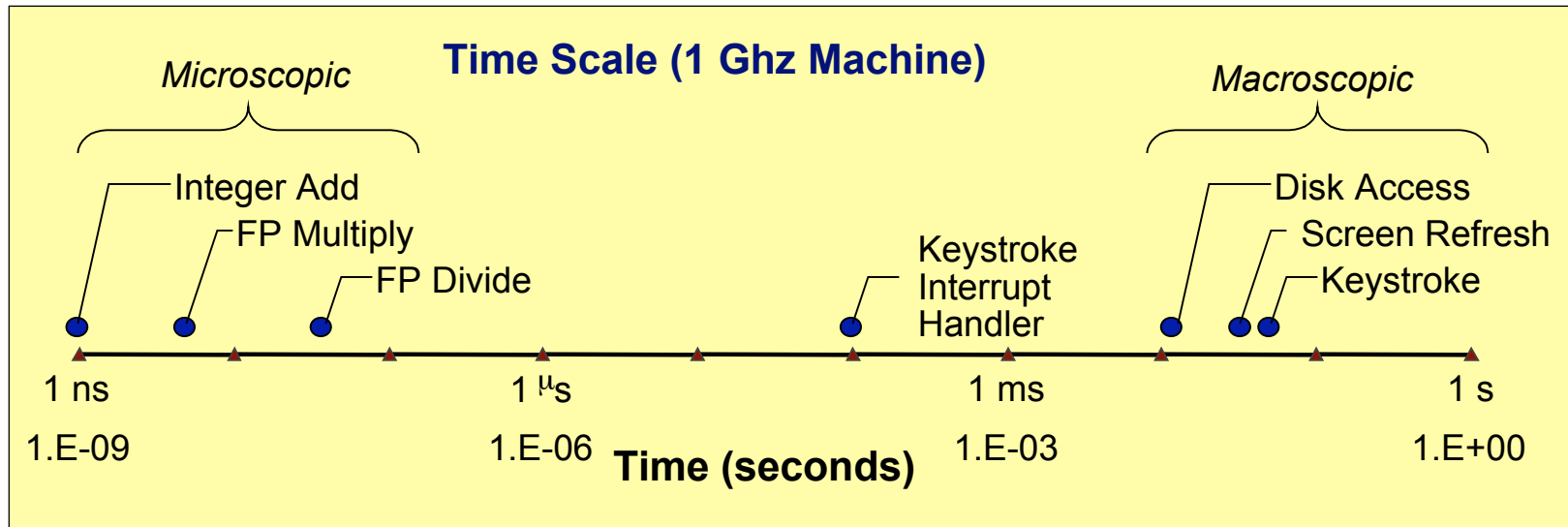
Time Measurement

Oct. 24, 2002

Topics

- Time scales
- Interval counting
- Cycle counters
- K-best measurement scheme

Computer Time Scales



Two Fundamental Time Scales

- **Processor:** $\sim 10^{-9}$ sec.
- **External events:** $\sim 10^{-2}$ sec.
 - Keyboard input
 - Disk seek
 - Screen refresh

Implication

- Can execute many instructions while waiting for external event to occur
- Can alternate among processes without anyone noticing

Measurement Challenge


How Much Time Does Program X Require?

- **CPU time**
 - How many total seconds are used when executing X?
 - Measure used for most applications
 - Small dependence on other system activities
- **Actual (“Wall”) Time**
 - How many seconds elapse between the start and the completion of X?
 - Depends on system load, I/O times, etc.

Confounding Factors

- **How does time get measured?**
- **Many processes share computing resources**
 - Transient effects when switching from one process to another
 - Suddenly, the effects of alternating among processes become noticeable

“Time” on a Computer System



real (wall clock) time

 = **user time** (*time executing instructions in the user process*)

 = **system time** (*time executing instructions in kernel on behalf of user process*)

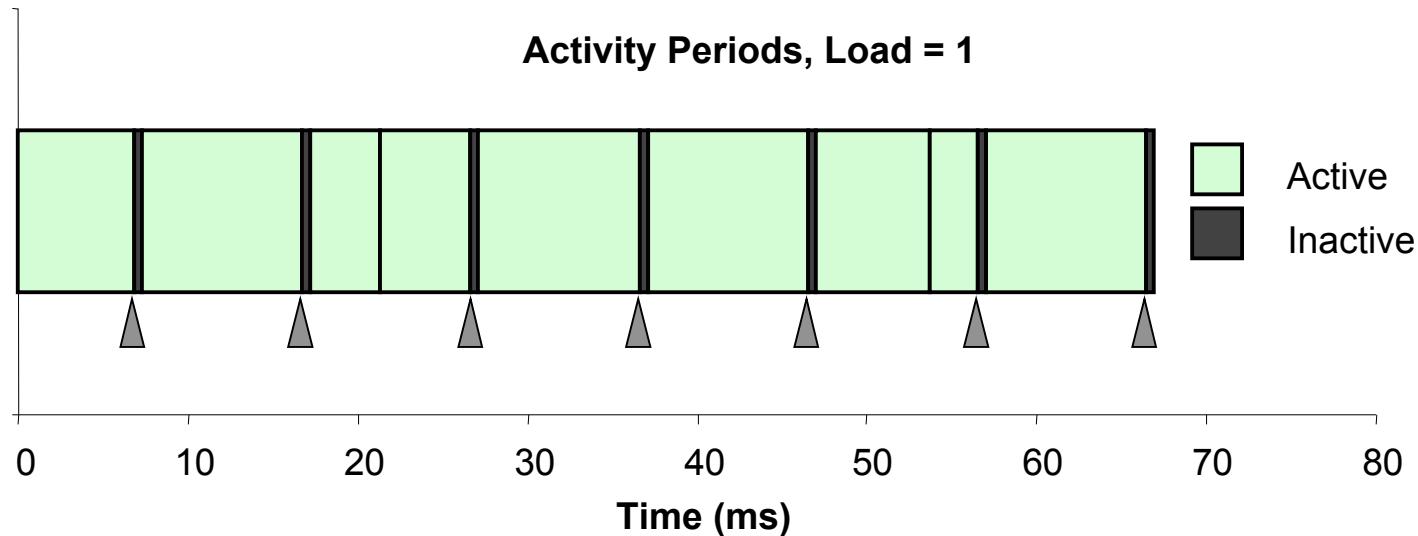
 = **some other user's time** (*time executing instructions in different user's process*)

 +  +  = **real (wall clock) time**

We will use the word “time” to refer to user time.

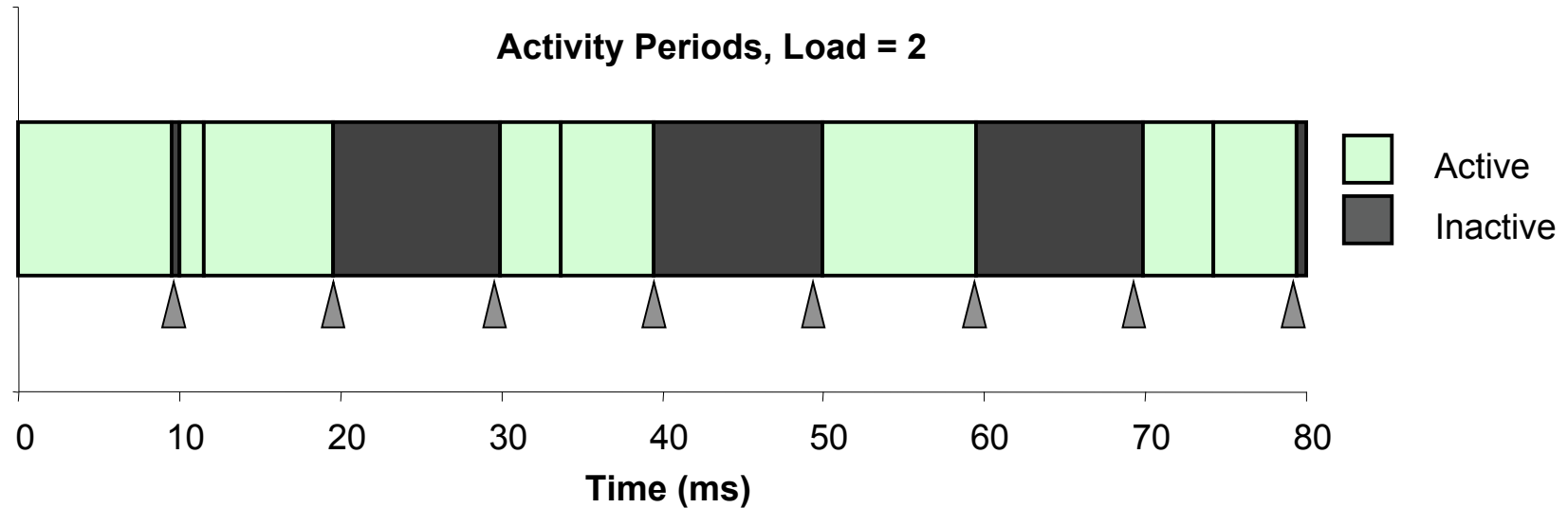
 **cumulative user time**

Activity Periods: Light Load



- Most of the time spent executing one process
- Periodic interrupts every 10ms
 - Interval timer
 - Keep system from executing one process to exclusion of others
- Other interrupts
 - Due to I/O activity
- Inactivity periods
 - System time spent processing interrupts
 - ~250,000 clock cycles

Activity Periods: Heavy Load



- Sharing processor with one other active process
- From perspective of this process, system appears to be “inactive” for ~50% of the time
 - Other process is executing

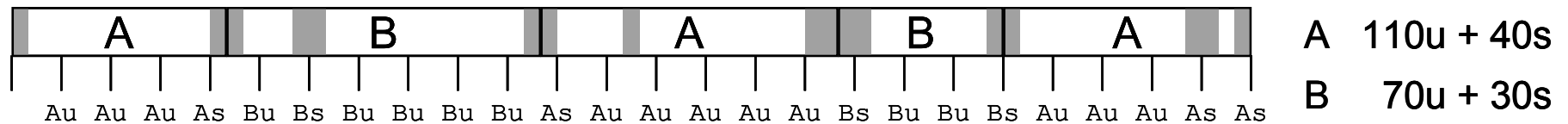
Interval Counting

OS Measures Runtimes Using Interval Timer

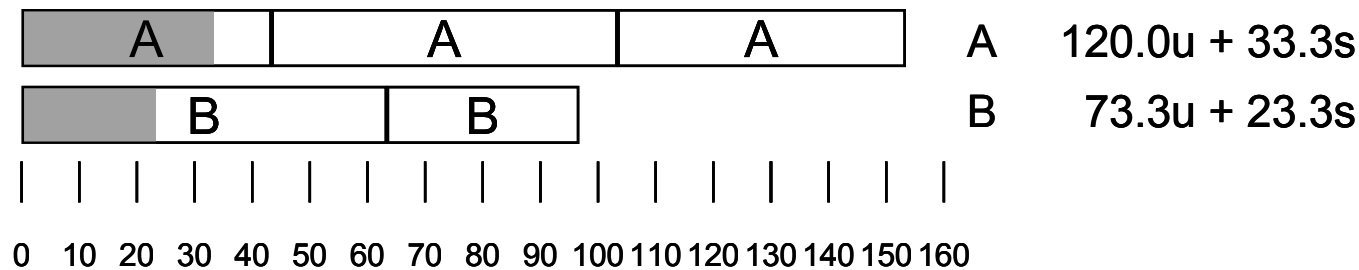
- **Maintain 2 counts per process**
 - User time
 - System time
- **Each time get timer interrupt, increment counter for executing process**
 - User time if running in user mode
 - System time if running in kernel mode

Interval Counting Example

(a) Interval Timings



(b) Actual Times

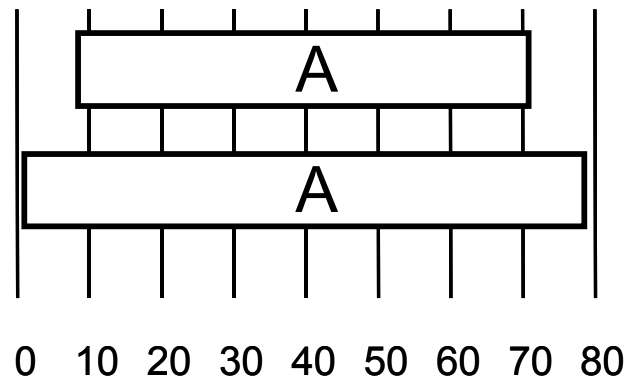


Unix time Command

```
time make osevent
gcc -O2 -Wall -g -march=i486 -c clock.c
gcc -O2 -Wall -g -march=i486 -c options.c
gcc -O2 -Wall -g -march=i486 -c load.c
gcc -O2 -Wall -g -march=i486 -o osevent osevent.c . . .
0.820u 0.300s 0:01.32 84.8%      0+0k 0+0io 4049pf+0w
```

- **0.82 seconds user time**
 - 82 timer intervals
- **0.30 seconds system time**
 - 30 timer intervals
- **1.32 seconds wall time**
- **84.8% of total was used running these processes**
 - $(.82+0.3)/1.32 = .848$

Accuracy of Interval Counting



Minimum

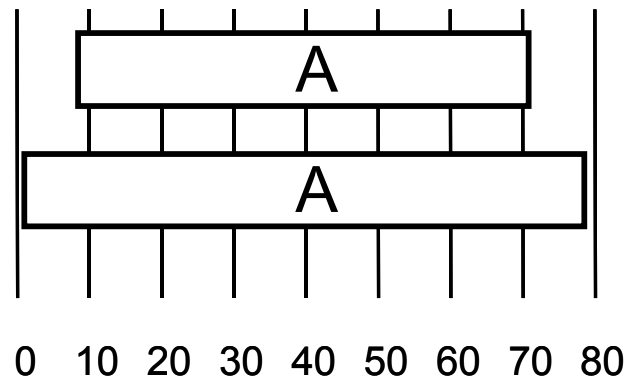
Maximum

- Computed time = 70ms
- Min Actual = $60 + \epsilon$
- Max Actual = $80 - \epsilon$

Worst Case Analysis

- Timer Interval = δ
- ✓ Single process segment measurement can be off by $\pm\delta$
- ✓ No bound on error for multiple segments
 - λ Could consistently underestimate, or consistently overestimate

Accuracy of Int. Cntg. (cont.)



Minimum

Maximum

- Computed time = 70ms
- Min Actual = $60 + \epsilon$
- Max Actual = $80 - \epsilon$

Average Case Analysis

- ✓ Over/underestimates tend to balance out
- ✓ As long as total run time is sufficiently large
 - λ Min run time ~1 second
 - λ 100 timer intervals
- ✓ Consistently miss 4% overhead due to timer interrupts

Cycle Counters

- **Most modern systems have built in registers that are incremented every clock cycle**
 - **Very fine grained**
 - **Maintained as part of process state**
 - » **In Linux, counts elapsed global time**
- **Special assembly code instruction to access**
- **On (recent model) Intel machines:**
 - **64 bit counter.**
 - **RDTSC instruction sets `%edx` to high order 32-bits, `%eax` to low order 32-bits**

Cycle Counter Period

Wrap Around Times for 550 MHz machine

- Low order 32 bits wrap around every $2^{32} / (550 * 10^6) = 7.8$ seconds
- High order 64 bits wrap around every $2^{64} / (550 * 10^6) = 33539534679$ seconds
 - 1065 years

For 2 GHz machine

- Low order 32-bits every 2.1 seconds
- High order 64 bits every 293 years

Measuring with Cycle Counter

Idea

- Get current value of cycle counter
 - store as pair of unsigned's `cyc_hi` and `cyc_lo`
- Compute something
- Get new value of cycle counter
- Perform double precision subtraction to get elapsed cycles

```
/* Keep track of most recent reading of cycle counter */
static unsigned cyc_hi = 0;
static unsigned cyc_lo = 0;

void start_counter()
{
    /* Get current value of cycle counter */
    access_counter(&cyc_hi, &cyc_lo);
}
```

Accessing the Cycle Cntr.

- GCC allows inline assembly code with mechanism for matching registers with program variables
- Code only works on x86 machine compiling with GCC

```
void access_counter(unsigned *hi, unsigned *lo)
{
    /* Get cycle counter */
    asm("rdtsc; movl %%edx,%0; movl %%eax,%1"
        : "=r" (*hi), "=r" (*lo)
        : /* No input */
        : "%edx", "%eax");
}
```

- Emit assembly with `rdtsc` and two `movl` instructions

Closer Look at Extended ASM

```
asm("Instruction String"  
    : Output List  
    : Input List  
    : Clobbers List);  
}
```

```
void access_counter  
    (unsigned *hi, unsigned *lo)  
{  
    /* Get cycle counter */  
    asm("rdtsc; movl %%edx,%0; movl %%eax,%1"  
        : "=r" (*hi), "=r" (*lo)  
        : /* No input */  
        : "%edx", "%eax");  
}
```

Instruction String

- Series of assembly commands
 - Separated by “;” or “\n”
 - Use “%%” where normally would use “%”

Closer Look at Extended ASM

```
asm("Instruction String"  
    : Output List  
    : Input List  
    : Clobbers List);  
}
```

```
void access_counter  
    (unsigned *hi, unsigned *lo)  
{  
    /* Get cycle counter */  
    asm("rdtsc; movl %%edx,%0; movl %%eax,%1"  
        : "=r" (*hi), "=r" (*lo)  
        : /* No input */  
        : "%edx", "%eax");  
}
```

Output List

- Expressions indicating destinations for values %0, %1, ..., %j
 - Enclosed in parentheses
 - Must be *lvalue*
 - » Value that can appear on LHS of assignment
- Tag "=r" indicates that symbolic value (%0, etc.), should be replaced by register

Closer Look at Extended ASM

```
asm("Instruction String"  
    : Output List  
    : Input List  
    : Clobbers List);  
}
```

```
void access_counter  
    (unsigned *hi, unsigned *lo)  
{  
    /* Get cycle counter */  
    asm("rdtsc; movl %%edx,%0; movl %%eax,%1"  
        : "=r" (*hi), "=r" (*lo)  
        : /* No input */  
        : "%edx", "%eax");  
}
```

Input List

- Series of expressions indicating sources for values $\%j+1$, $\%j+2$,
...
 - Enclosed in parentheses
 - Any expression returning value
- Tag "r" indicates that symbolic value ($\%0$, etc.) will come from register

Closer Look at Extended ASM

```
asm("Instruction String"  
    : Output List  
    : Input List  
    : Clobbers List);  
}
```

```
void access_counter  
    (unsigned *hi, unsigned *lo)  
{  
    /* Get cycle counter */  
    asm("rdtsc; movl %%edx,%0; movl %%eax,%1"  
        : "=r" (*hi), "=r" (*lo)  
        : /* No input */  
        : "%edx", "%eax");  
}
```

Clobbers List

- List of register names that get altered by assembly instruction
- Compiler will make sure doesn't store something in one of these registers that must be preserved across asm
 - Value set before & used after

Accessing the Cycle Cntr. (cont.)

Emitted Assembly Code

```
    movl 8(%ebp),%esi    # hi
    movl 12(%ebp),%edi   # lo
#APP
    rdtsc; movl %edx,%ecx; movl %eax,%ebx
#NO_APP
    movl %ecx,(%esi)     # Store high bits at *hi
    movl %ebx,(%edi)     # Store low bits at *lo
```

- Used %ecx for *hi (replacing %0)
- Used %ebx for *lo (replacing %1)
- Does not use %eax or %edx for value that must be carried across inserted assembly code

Completing Measurement

- Get new value of cycle counter
- Perform double precision subtraction to get elapsed cycles
- Express as `double` to avoid overflow problems

```
double get_counter()
{
    unsigned ncyc_hi, ncyc_lo
    unsigned hi, lo, borrow;
    /* Get cycle counter */
    access_counter(&ncyc_hi, &ncyc_lo);
    /* Do double precision subtraction */
    lo = ncyc_lo - cyc_lo;
    borrow = lo > ncyc_lo;
    hi = ncyc_hi - cyc_hi - borrow;
    return (double) hi * (1 << 30) * 4 + lo;
}
```

Timing With Cycle Counter

Determine Clock Rate of Processor

- Count number of cycles required for some fixed number of seconds

```
double MHZ;  
int sleep_time = 10;  
start_counter();  
sleep(sleep_time);  
MHZ = get_counter() / (sleep_time * 1e6);
```

Time Function P

- First attempt: Simply count cycles for one execution of P

```
double tsecs;  
start_counter();  
P();  
tsecs = get_counter() / (MHZ * 1e6);
```

Measurement Pitfalls

Overhead

- Calling `get_counter()` incurs small amount of overhead
- Want to measure long enough code sequence to compensate

Unexpected Cache Effects

- artificial hits or misses
- e.g., these measurements were taken with the Alpha cycle counter:

```
foo1 (array1 , array2 , array3) ; /* 68,829 cycles */
```

```
foo2 (array1 , array2 , array3) ; /* 23,337 cycles */
```

vs.

```
foo2 (array1 , array2 , array3) ; /* 70,513 cycles */
```

```
foo1 (array1 , array2 , array3) ; /* 23,203 cycles */
```

Dealing with Overhead & Cache Effects

- Always execute function once to “warm up” cache
- Keep doubling number of times execute P() until reach some threshold
 - Used CMIN = 50000

```
int cnt = 1;
double cmeas = 0;
double cycles;
do {
    int c = cnt;
    P();                /* Warm up cache */
    get_counter();
    while (c-- > 0)
        P();
    cmeas = get_counter();
    cycles = cmeas / cnt;
    cnt += cnt;
} while (cmeas < CMIN); /* Make sure have enough */
return cycles / (1e6 * MHZ);
```


Multitasking Effects

Cycle Counter Measures Elapsed Time

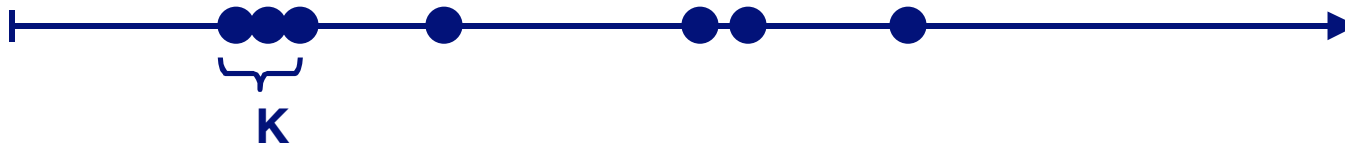
- Keeps accumulating during periods of inactivity
 - System activity
 - Running other processes

Key Observation

- Cycle counter never underestimates program run time
- Possibly overestimates by large amount

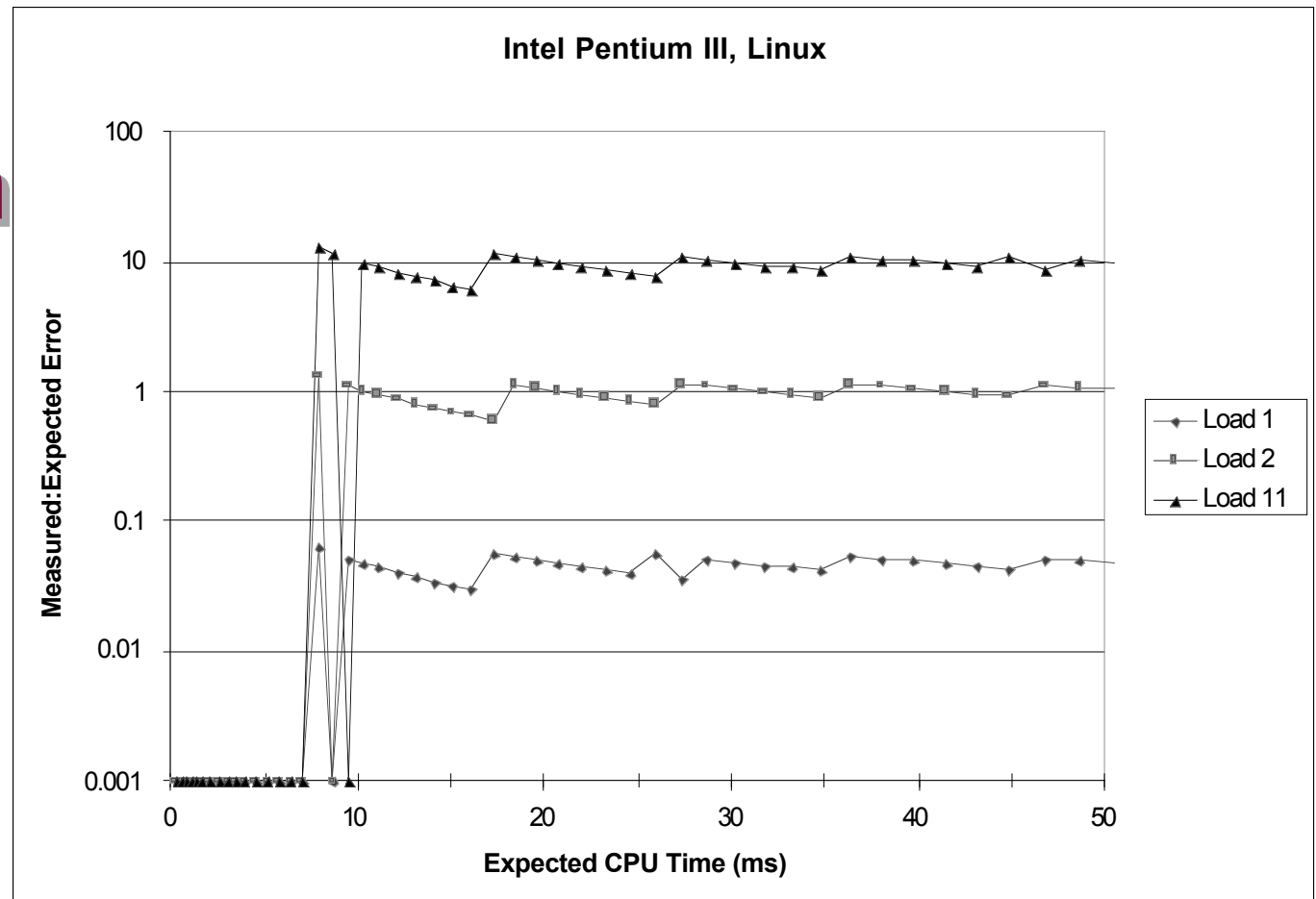
K-Best Measurement Scheme

- Perform up to N (e.g., 20) measurements of function
- See if fastest K (e.g., 3) within some relative factor ϵ (e.g., 0.001)



K-Best Validation

K = 3, $\epsilon = 0.001$



Very good accuracy for < 8ms

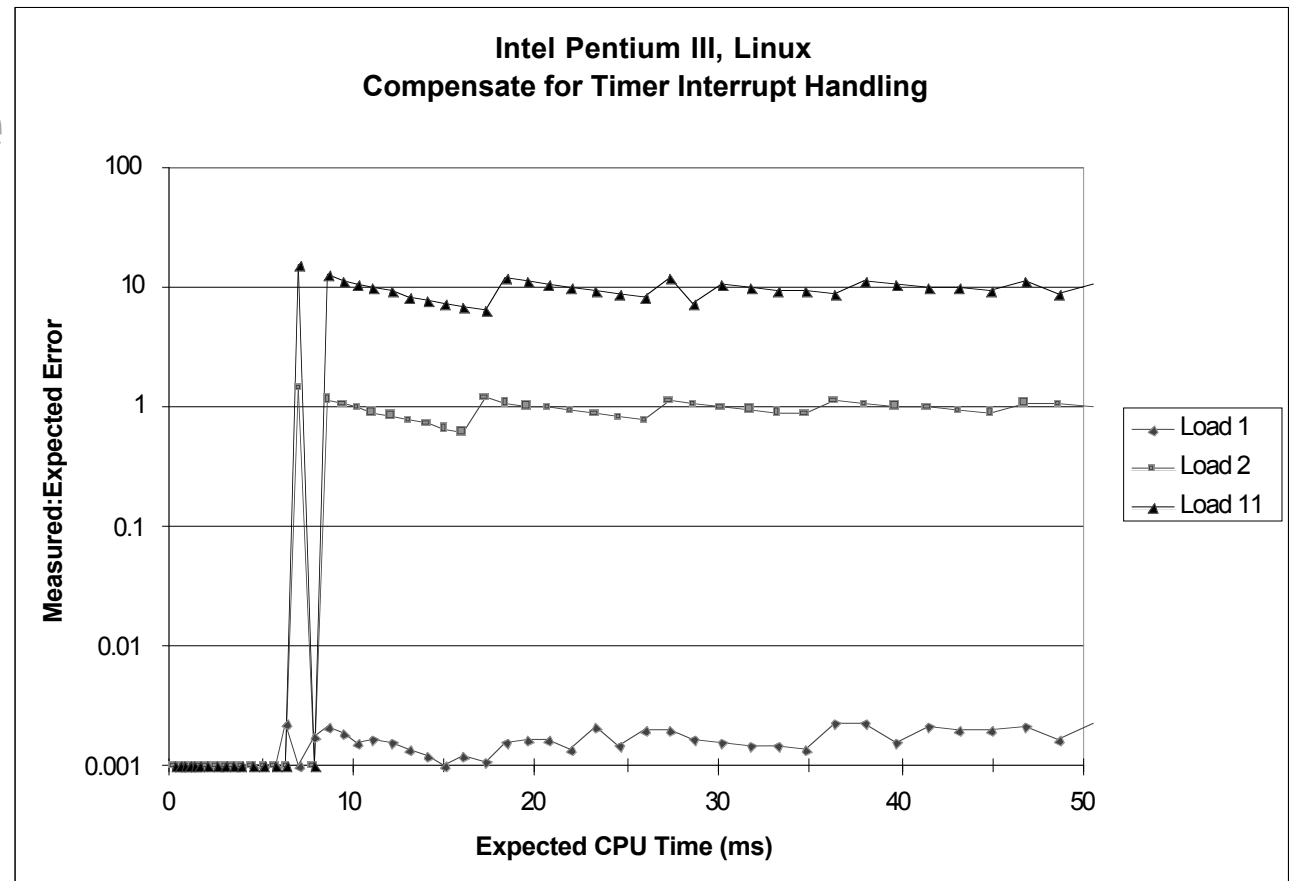
- ✓ Within one timer interval
- ✓ Even when heavily loaded

Less accurate of > 10ms

- Light load: ~4% error
 - Interval clock interrupt handling
- Heavy load: Very high error

Compensate For Timer Overhead

$K = 3, \epsilon = 0.001$



Subtract Timer Overhead

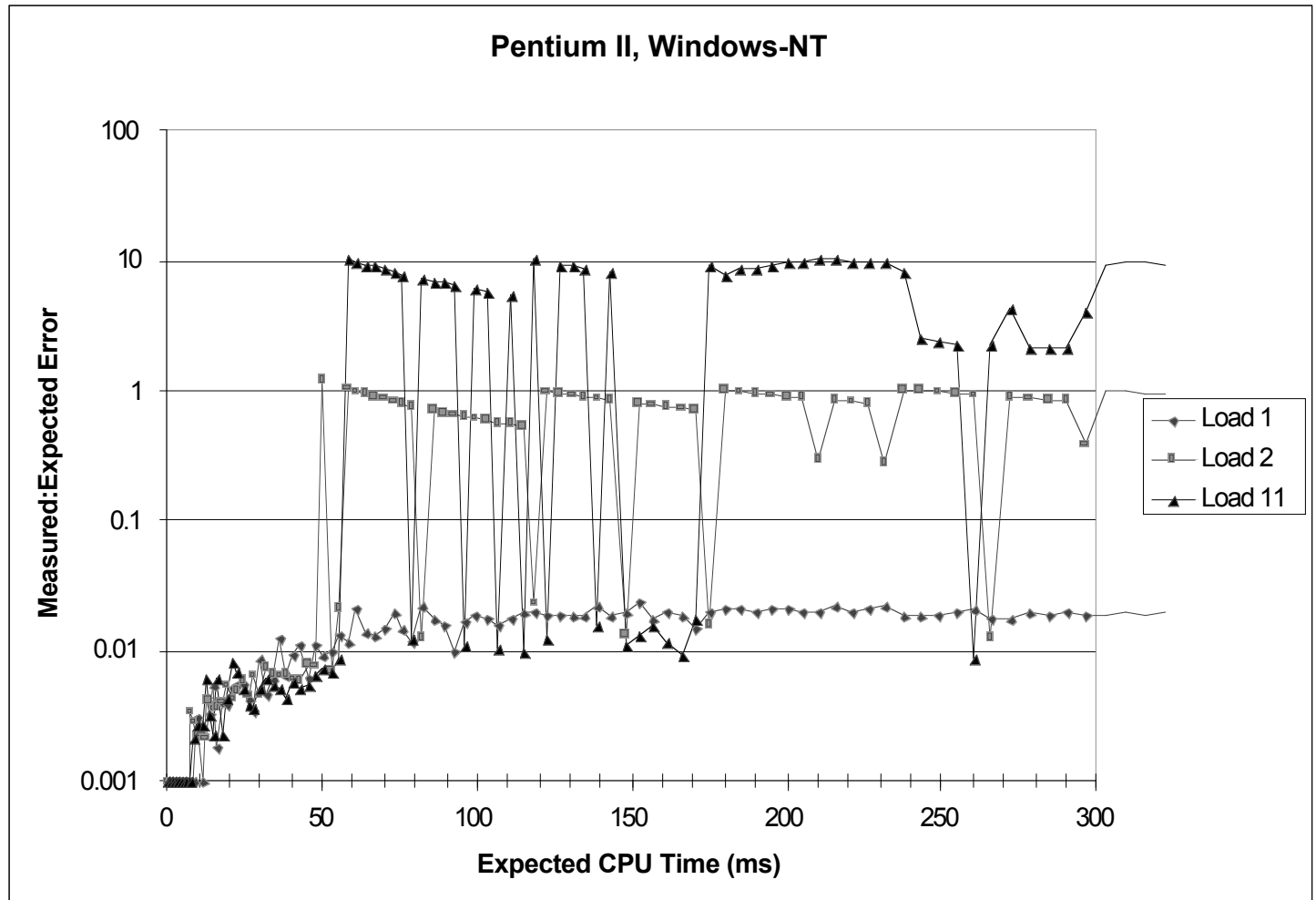
- ✓ Estimate overhead of single interrupt by measuring periods of inactivity
- ✓ Call interval timer to determine number of interrupts that have occurred

Better Accuracy for > 10ms

- Light load: 0.2% error
- Heavy load: Still very high error

K-Best on NT

$K = 3, \epsilon = 0.001$



Acceptable accuracy for $< 50\text{ms}$

- ✓ Scheduler allows process to run multiple intervals

Less accurate of $> 10\text{ms}$

- Light load: 2% error
- Heavy load: Generally very high error

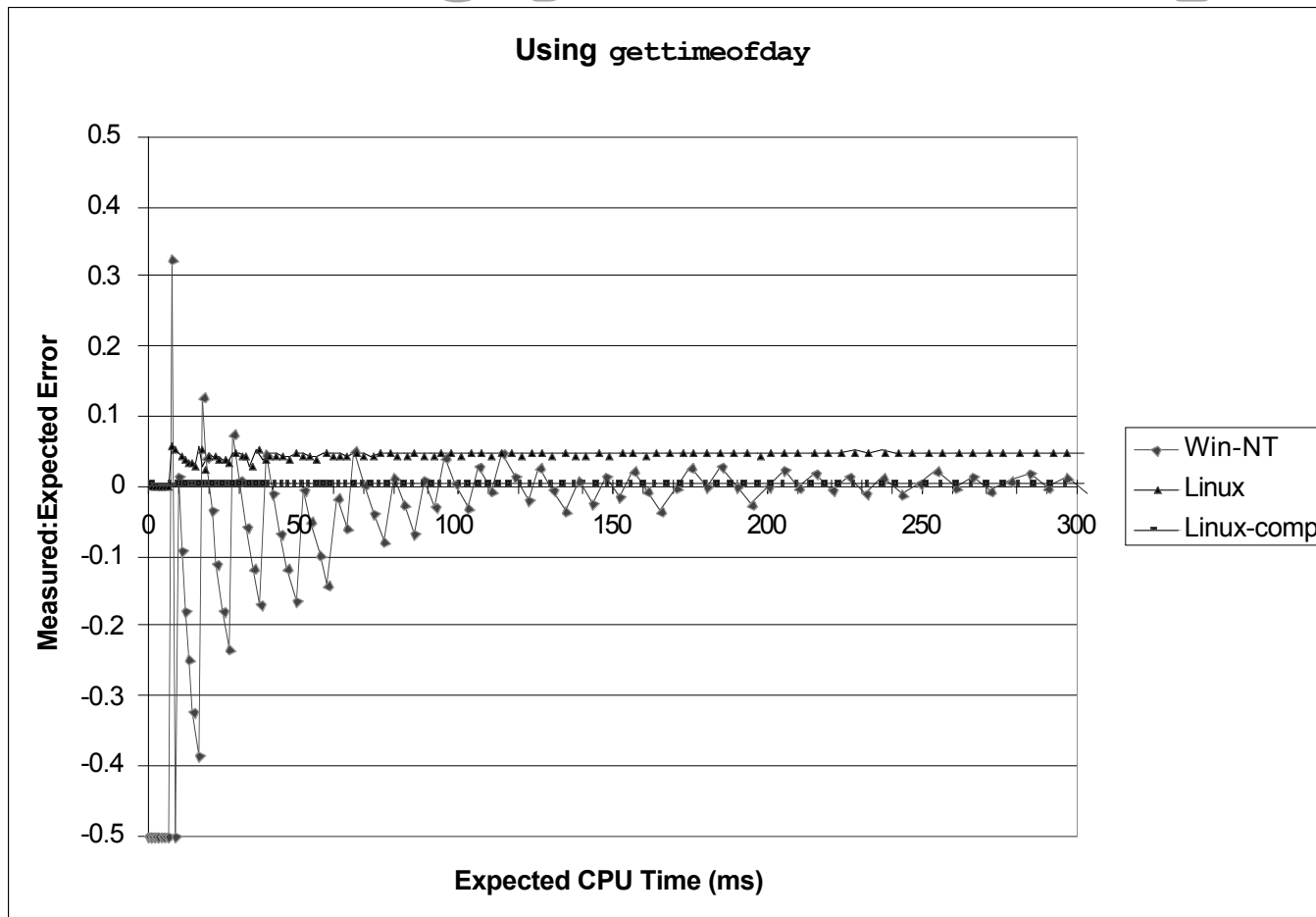
Time of Day Clock

- **Unix `gettimeofday()` function**
- **Return elapsed time since reference time (Jan 1, 1970)**
- **Implementation**
 - **Uses interval counting on some machines**
 - » **Coarse grained**
 - **Uses cycle counter on others**
 - » **Fine grained, but significant overhead and only 1 microsecond resolution**

```
#include <sys/time.h>
#include <unistd.h>

struct timeval tstart, tfinish;
double tsecs;
gettimeofday(&tstart, NULL);
P();
gettimeofday(&tfinish, NULL);
tsecs = (tfinish.tv_sec - tstart.tv_sec) +
        1e6 * (tfinish.tv_usec - tstart.tv_usec);
```

K-Best Using `gettimeofday`



Linux

- As good as using cycle counter
- For times > 10 microseconds

Windows

- Implemented by interval counting
- Too coarse-grained

Measurement Summary

Timing is highly case and system dependent

- What is overall duration being measured?
 - > 1 second: interval counting is OK
 - << 1 second: must use cycle counters
- On what hardware / OS / OS version?
 - Accessing counters
 - » How `gettimeofday` is implemented
 - Timer interrupt overhead
 - Scheduling policy

Devising a Measurement Method

- Long durations: use Unix timing functions
- Short durations
 - If possible, use `gettimeofday`
 - Otherwise must work with cycle counters
 - K-best scheme most successful