

15-213

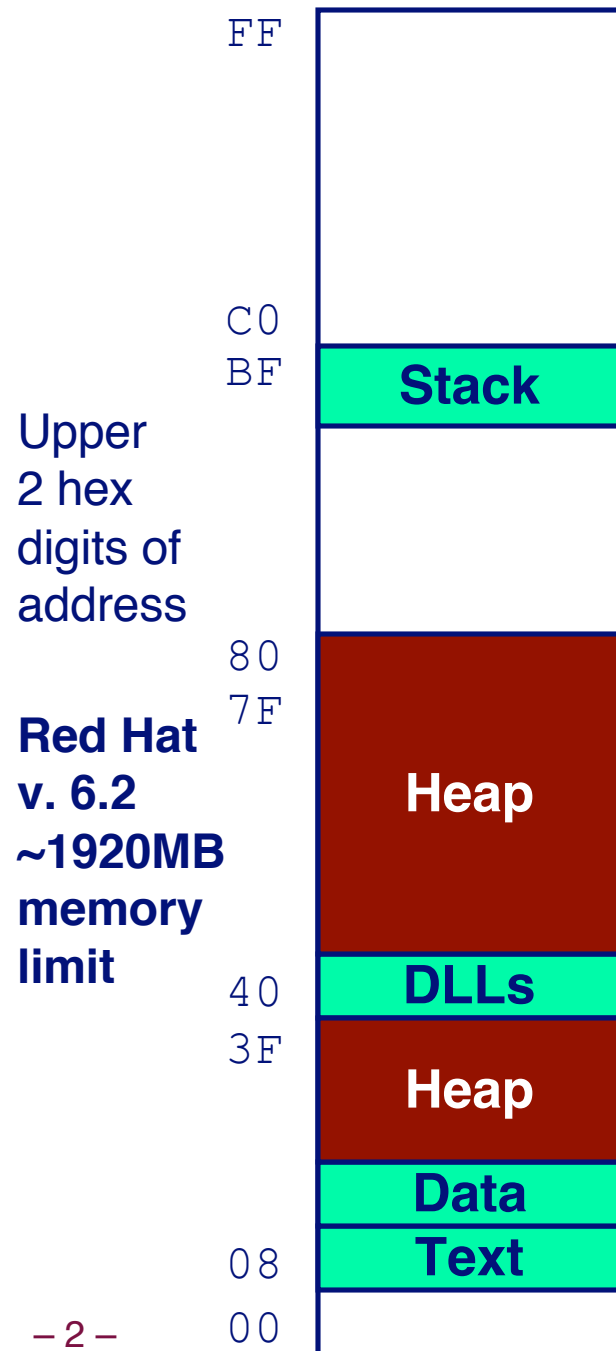
“The course that gives CMU its Zip!”

Machine-Level Programming V: Miscellaneous Topics Sept. 24, 2002

Topics

- **Linux Memory Layout**
- **Understanding Pointers**
- **Buffer Overflow**
- **Floating Point Code**

Linux Memory Layout



Stack

- Runtime stack (8MB limit)

Heap

- Dynamically allocated storage
- When call `malloc`, `calloc`, `new`

DLLs

- Dynamically Linked Libraries
- Library routines (e.g., `printf`, `malloc`)
- Linked into object code when first executed

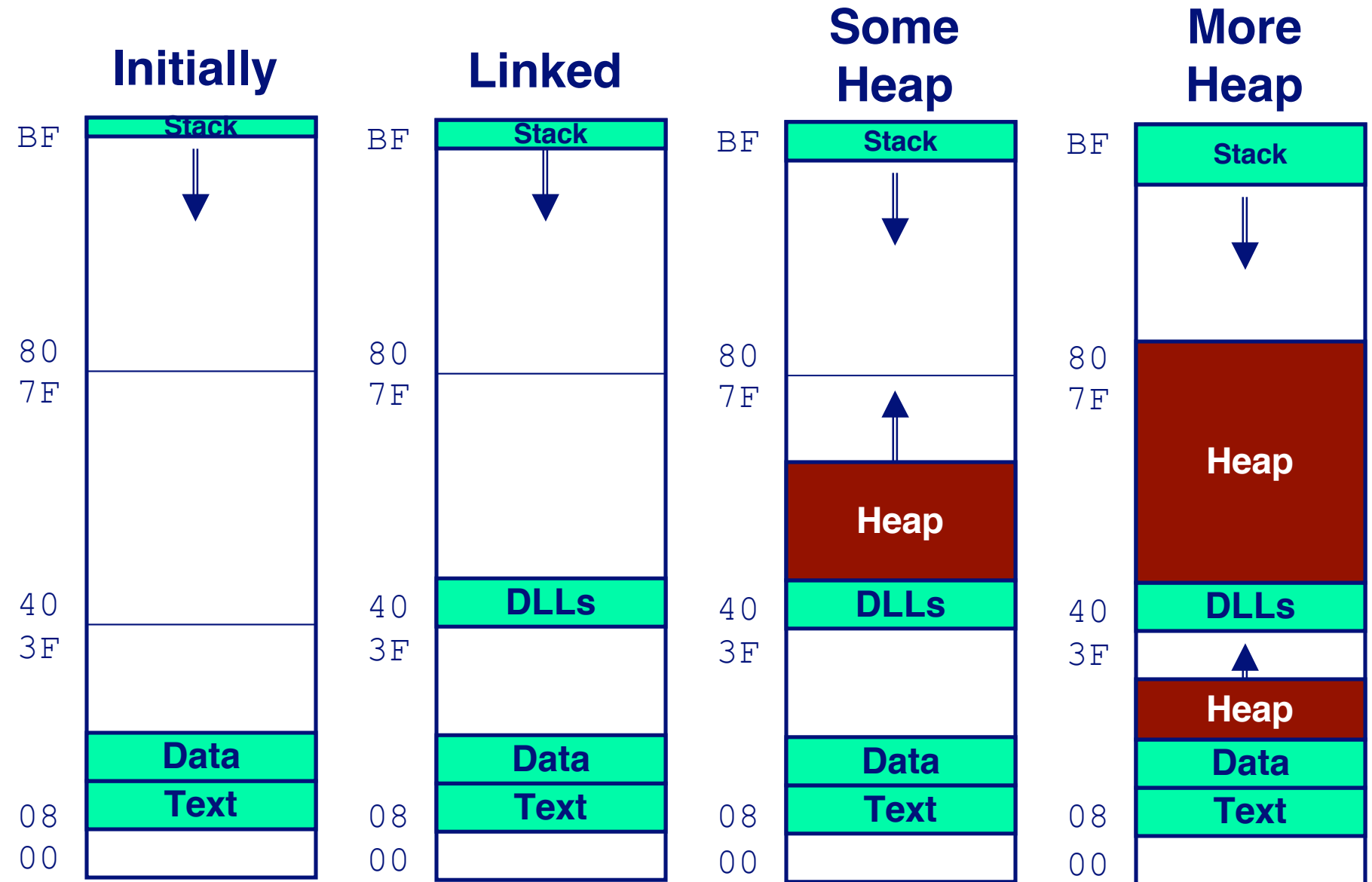
Data

- Statically allocated data
- E.g., arrays & strings declared in code

Text

- Executable machine instructions
- Read-only

Linux Memory Allocation



Text & Stack Example

```
(gdb) break main
(gdb) run
Breakpoint 1, 0x804856f in main ()
(gdb) print $esp
$3 = (void *) 0xbffffc78
```

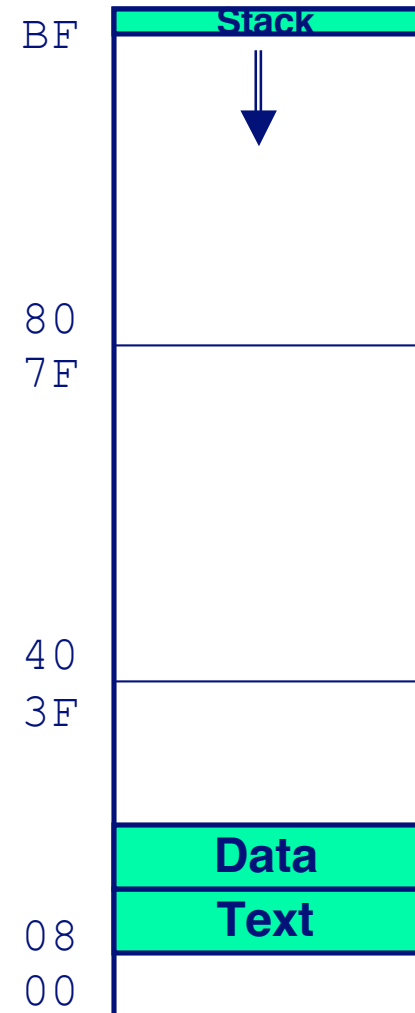
Main

- Address 0x804856f should be read
0x0804856f

Stack

- Address 0xbffffc78

Initially



Dynamic Linking Example

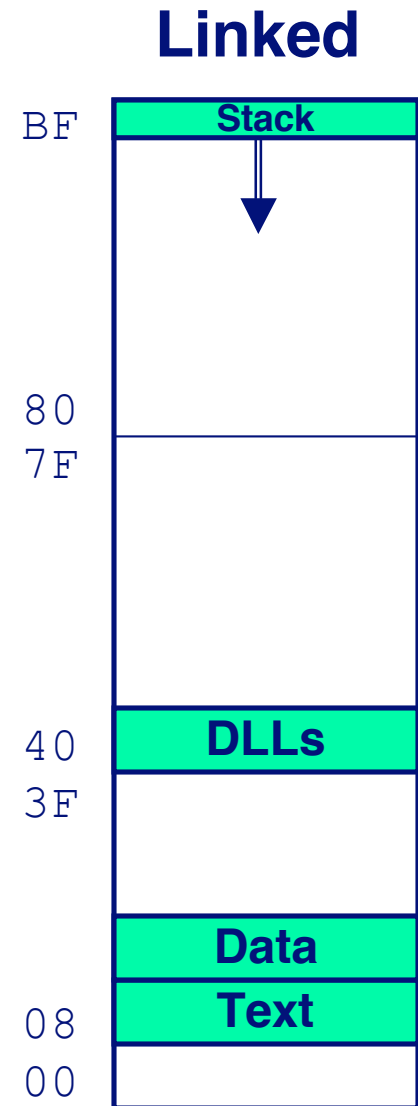
```
(gdb) print malloc
$1 = {<text variable, no debug info>}
      0x8048454 <malloc>
(gdb) run
Program exited normally.
(gdb) print malloc
$2 = {void *(unsigned int)}
      0x40006240 <malloc>
```

Initially

- Code in text segment that invokes dynamic linker
- Address 0x8048454 should be read 0x08048454

Final

- Code in DLL region



Memory Allocation Example

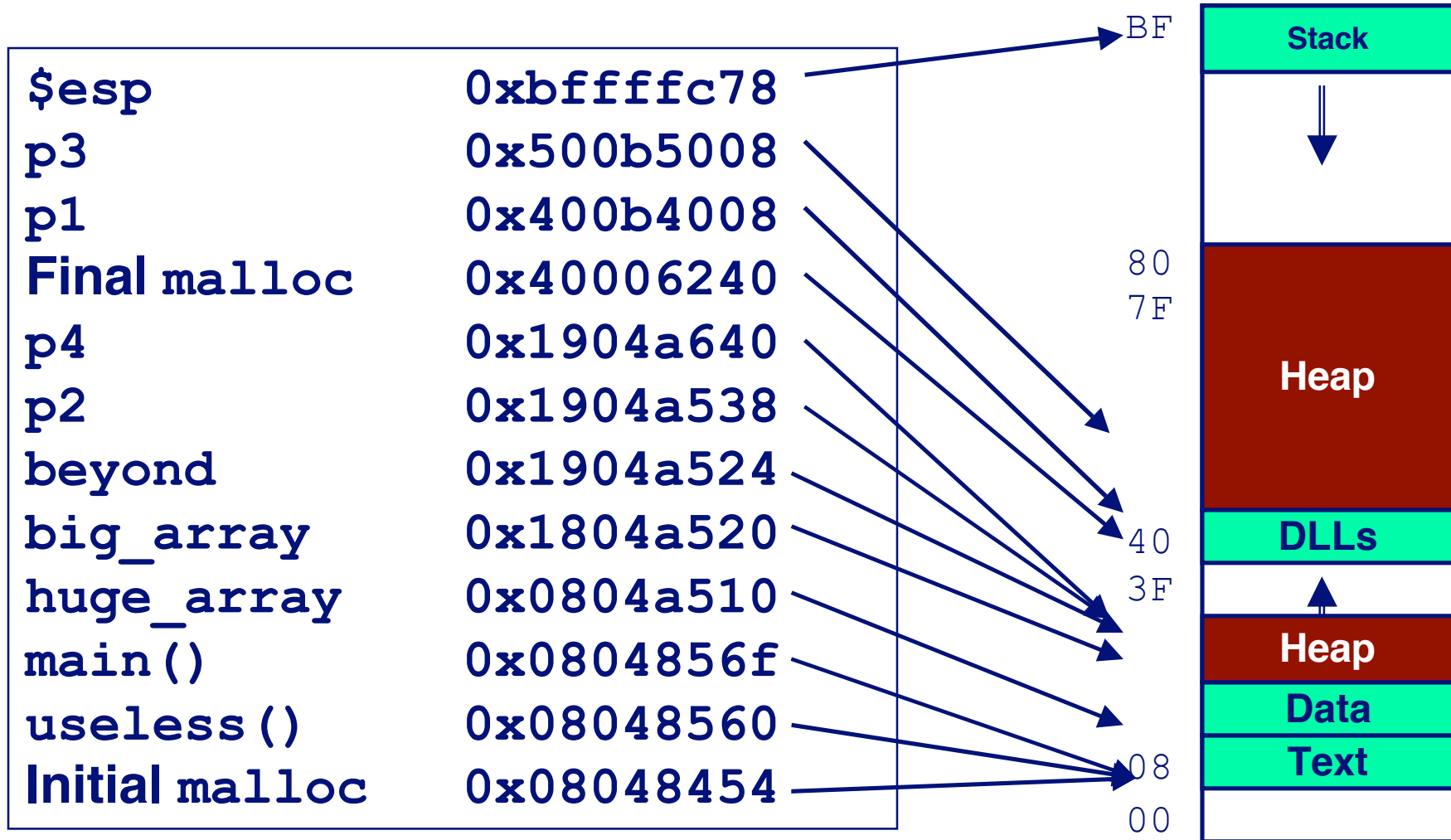
```
char big_array[1<<24]; /* 16 MB */
char huge_array[1<<28]; /* 256 MB */

int beyond;
char *p1, *p2, *p3, *p4;

int useless() { return 0; }

int main()
{
    p1 = malloc(1 <<28); /* 256 MB */
    p2 = malloc(1 << 8); /* 256 B */
    p3 = malloc(1 <<28); /* 256 MB */
    p4 = malloc(1 << 8); /* 256 B */
    /* Some print statements ... */
}
```

Example Addresses



C operators

Operators

() [] -> .
! ~ ++ -- + - * & (type) sizeof
* / %
+ -
<< >>
< <= > >=
== !=
&
&
|
&&
||
?:
= += -= *= /= %= &= ^= != <<= >>=
,

Associativity

left to right
right to left
left to right
left to right
left to right
left to right
left to right
left to right
left to right
left to right
right to left
right to left
left to right

Note: Unary +, -, and * have higher precedence than binary forms

C pointer declarations

```
int *p
```

p is a pointer to int

```
int *p[13]
```

p is an array[13] of pointer to int

```
int *(p[13])
```

p is an array[13] of pointer to int

```
int **p
```

p is a pointer to a pointer to an int

```
int (*p)[13]
```

p is a pointer to an array[13] of int

```
int *f()
```

f is a function returning a pointer to int

```
int (*f)()
```

f is a pointer to a function returning int

```
int ((*f())[13])()
```

f is a function returning ptr to an array[13] of pointers to functions returning int

```
int ((*x[3])())[5]
```

x is an array[3] of pointers to functions returning pointers to array[5] of ints

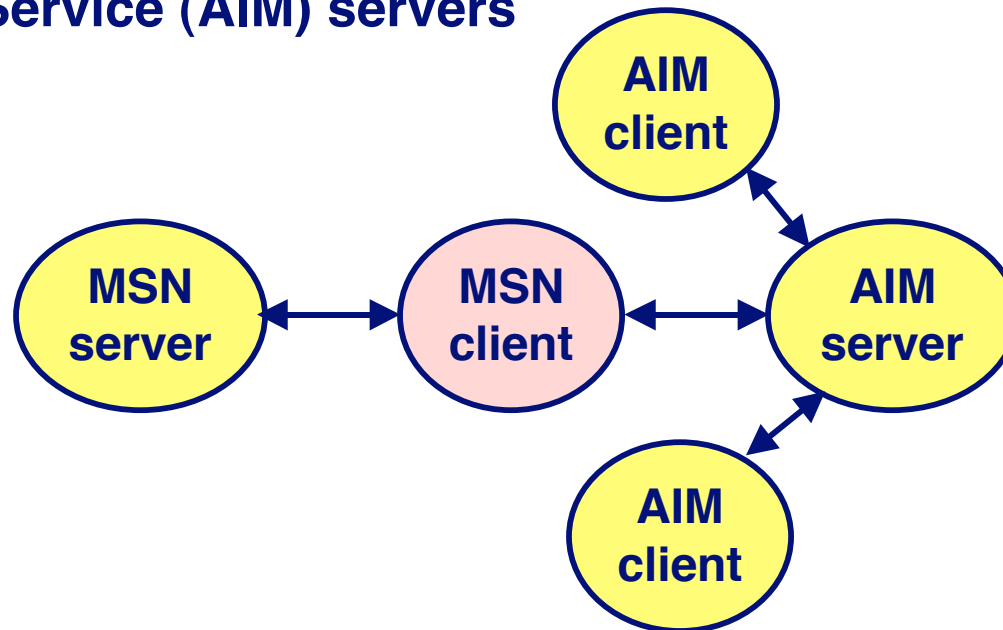
Internet Worm and IM War

November, 1988

- Internet Worm attacks thousands of Internet hosts.
- How did it happen?

July, 1999

- Microsoft launches MSN Messenger (instant messaging system).
- Messenger clients can access popular AOL Instant Messaging Service (AIM) servers



Internet Worm and IM War (cont.)

August 1999

- Mysteriously, Messenger clients can no longer access AIM servers.
- Microsoft and AOL begin the IM war:
 - AOL changes server to disallow Messenger clients
 - Microsoft makes changes to clients to defeat AOL changes.
 - At least 13 such skirmishes.
- How did it happen?

The Internet Worm and AOL/Microsoft War were both based on *stack buffer overflow* exploits!

- many Unix functions do not check argument sizes.
- allows target buffers to overflow.

String Library Code

- **Implementation of Unix function gets**
 - No way to specify limit on number of characters to read

```
/* Get string from stdin */
char *gets(char *dest)
{
    int c = getc();
    char *p = dest;
    while (c != EOF && c != '\n') {
        *p++ = c;
        c = getc();
    }
    *p = '\0';
    return dest;
}
```

- **Similar problems with other Unix functions**
 - strcpy: Copies string of arbitrary length
 - scanf, fscanf, sscanf, when given %s conversion specification

Vulnerable Buffer Code

```
/* Echo Line */  
void echo()  
{  
    char buf[4]; /* Way too small! */  
    gets(buf);  
    puts(buf);  
}
```

```
int main()  
{  
    printf("Type a string:");  
    echo();  
    return 0;  
}
```

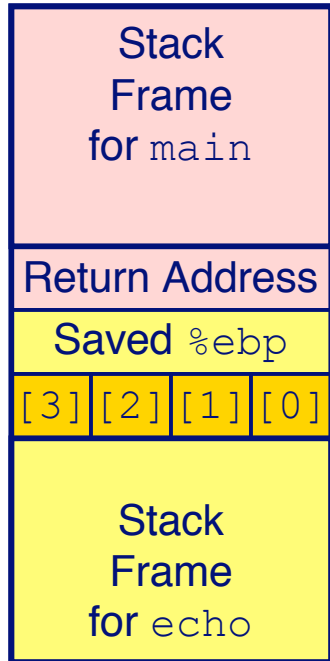
Buffer Overflow Executions

```
unix>./bufdemo  
Type a string:123  
123
```

```
unix>./bufdemo  
Type a string:12345  
Segmentation Fault
```

```
unix>./bufdemo  
Type a string:12345678  
Segmentation Fault
```

Buffer Overflow Stack



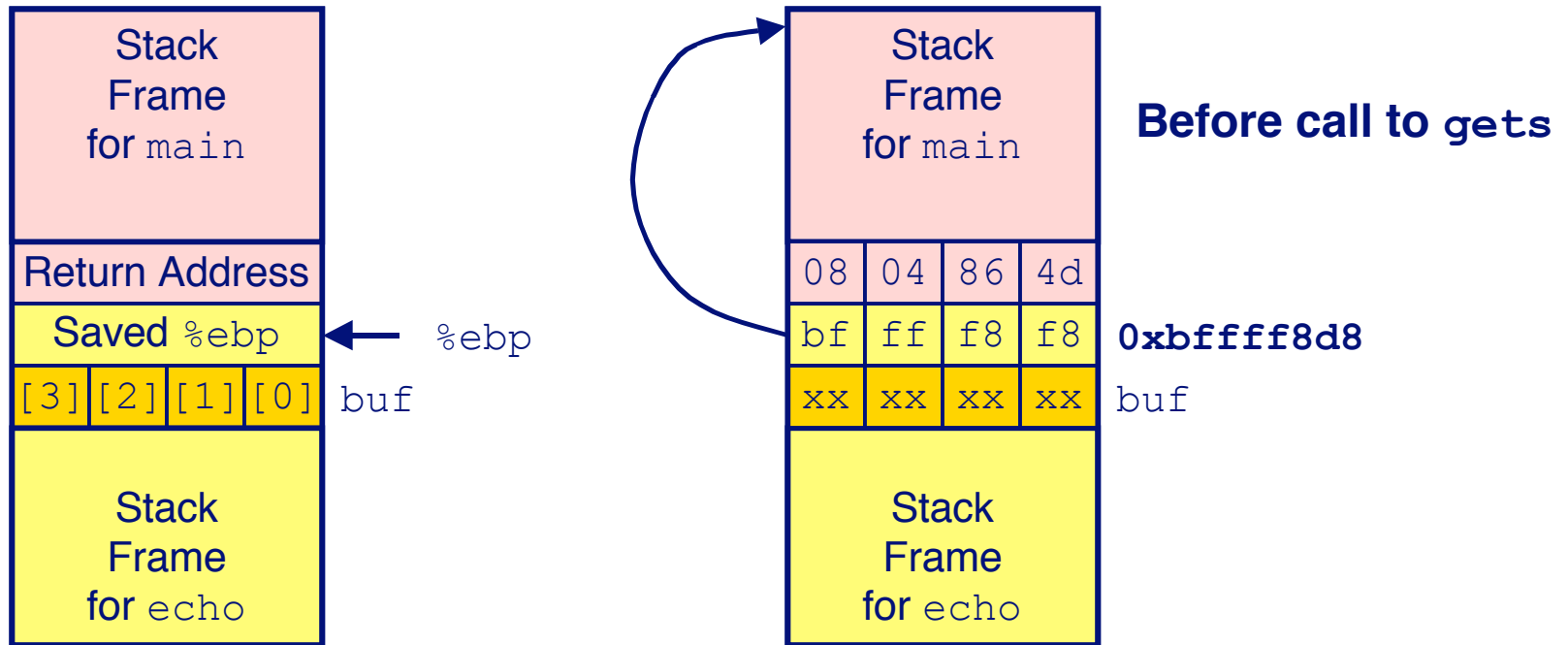
```
/* Echo Line */  
void echo()  
{  
    char buf[4]; /* Way too small! */  
    gets(buf);  
    puts(buf);  
}
```

```
echo:  
    pushl %ebp          # Save %ebp on stack  
    movl %esp,%ebp  
    subl $20,%esp      # Allocate space on stack  
    pushl %ebx         # Save %ebx  
    addl $-12,%esp     # Allocate space on stack  
    leal -4(%ebp),%ebx # Compute buf as %ebp-4  
    pushl %ebx         # Push buf on stack  
    call gets         # Call gets  
    . . .
```

Buffer Overflow Stack Example

```

unix> gdb bufdemo
(gdb) break echo
Breakpoint 1 at 0x8048583
(gdb) run
Breakpoint 1, 0x8048583 in echo ()
(gdb) print /x *(unsigned *)$ebp
$1 = 0xbffff8f8
(gdb) print /x *((unsigned *)$ebp + 1)
$3 = 0x804864d
    
```

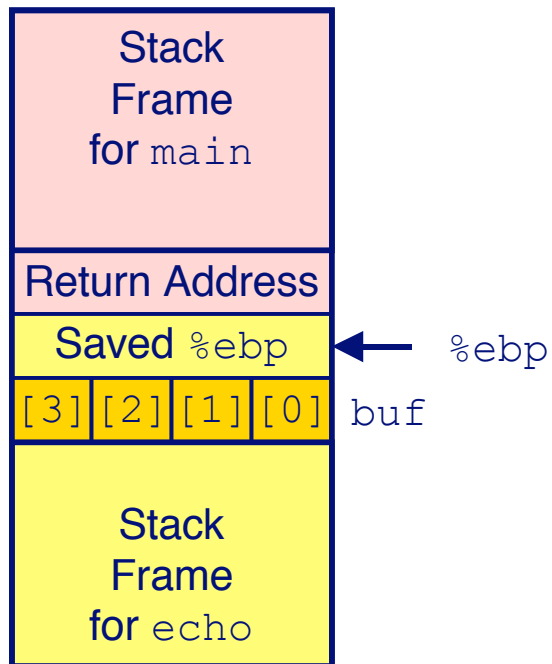


```

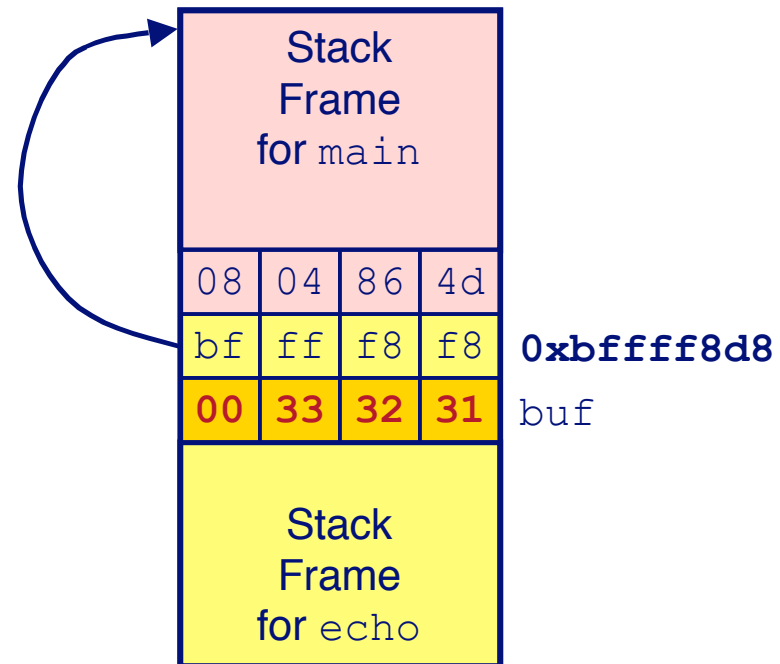
8048648: call 804857c <echo>
804864d: mov 0xffffffe8(%ebp),%ebx # Return Point
    
```


Buffer Overflow Example #1

Before Call to gets

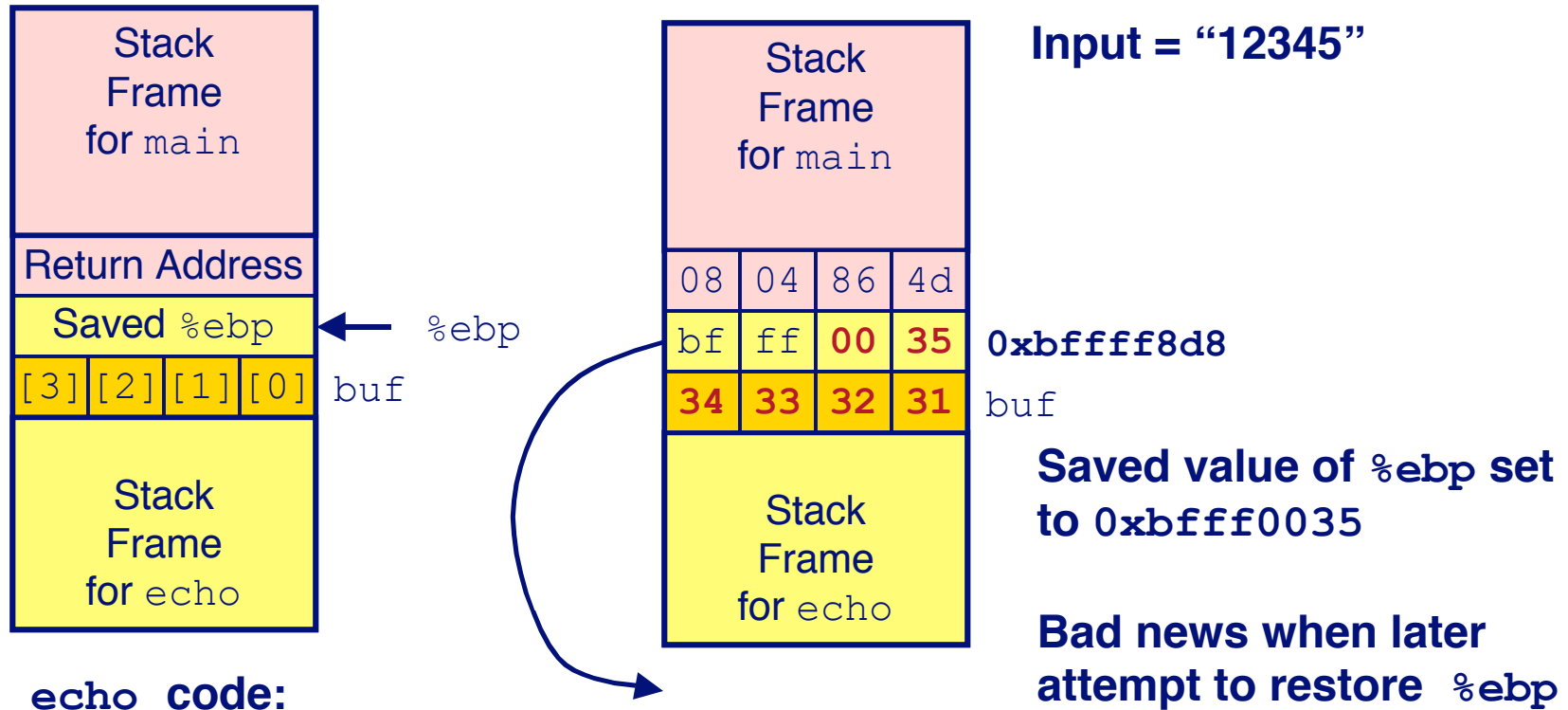


Input = "123"



No Problem

Buffer Overflow Stack Example #2

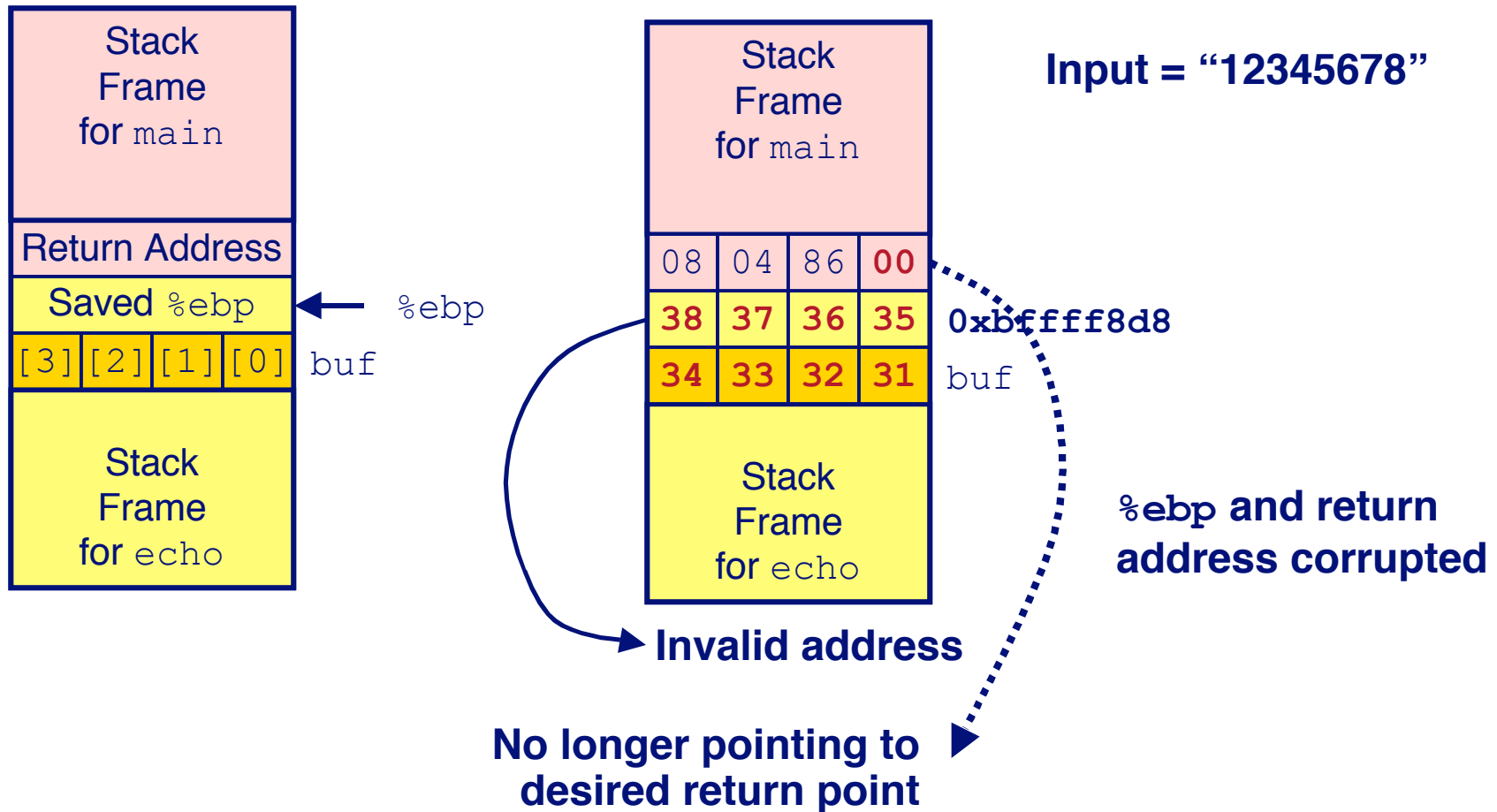


echo code:

```

8048592: push    %ebx
8048593: call   80483e4 <_init+0x50> # gets
8048598: mov    0xffffffffe8(%ebp),%ebx
804859b: mov    %ebp,%esp
804859d: pop    %ebp      # %ebp gets set to invalid value
804859e: ret
    
```

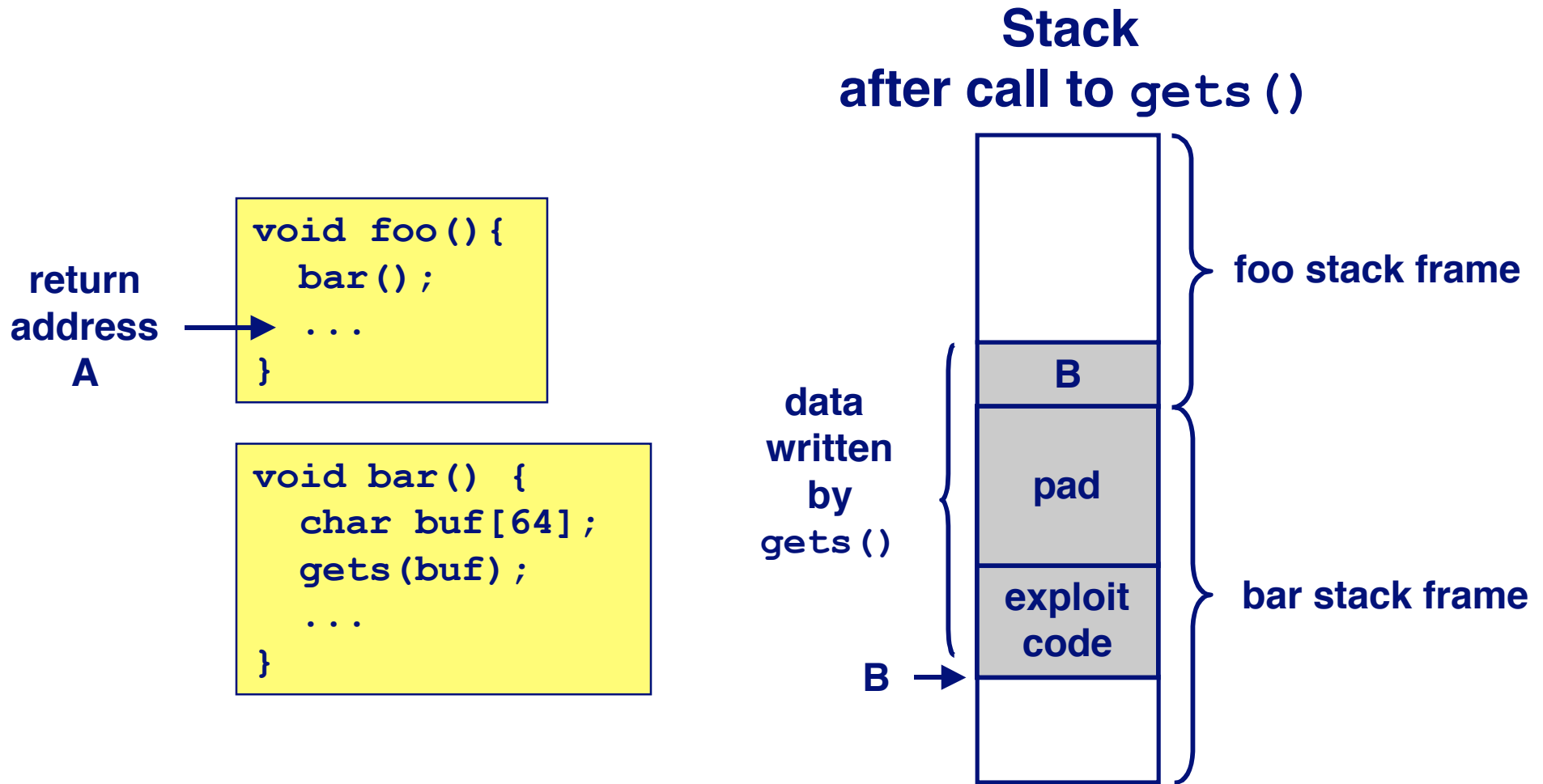
Buffer Overflow Stack Example #3



```

8048648: call 804857c <echo>
804864d: mov 0xffffffe8(%ebp),%ebx # Return Point
    
```

Malicious Use of Buffer Overflow



- Input string contains byte representation of executable code
- Overwrite return address with address of buffer
- When `bar ()` executes `ret`, will jump to exploit code

Exploits Based on Buffer Overflows

Buffer overflow bugs allow remote machines to execute arbitrary code on victim machines.

Internet worm

- Early versions of the finger server (fingerd) used `gets ()` to read the argument sent by the client:
 - `finger droh@cs.cmu.edu`
- Worm attacked fingerd server by sending phony argument:
 - `finger "exploit-code padding new-return-address"`
 - exploit code: executed a root shell on the victim machine with a direct TCP connection to the attacker.

Exploits Based on Buffer Overflows

Buffer overflow bugs allow remote machines to execute arbitrary code on victim machines.

IM War

- AOL exploited existing buffer overflow bug in AIM clients
- exploit code: returned 4-byte signature (the bytes at some location in the AIM client) to server.
- When Microsoft changed code to match signature, AOL changed signature location.

Date: Wed, 11 Aug 1999 11:30:57 -0700 (PDT)
From: Phil Bucking <philbucking@yahoo.com>
Subject: AOL exploiting buffer overrun bug in their own software!
To: rms@pharlap.com

Mr. Smith,

I am writing you because I have discovered something that I think you might find interesting because you are an Internet security expert with experience in this area. I have also tried to contact AOL but received no response.

I am a developer who has been working on a revolutionary new instant messaging client that should be released later this year.

...

It appears that the AIM client has a buffer overrun bug. By itself this might not be the end of the world, as MS surely has had its share. But AOL is now *exploiting their own buffer overrun bug* to help in its efforts to block MS Instant Messenger.

....

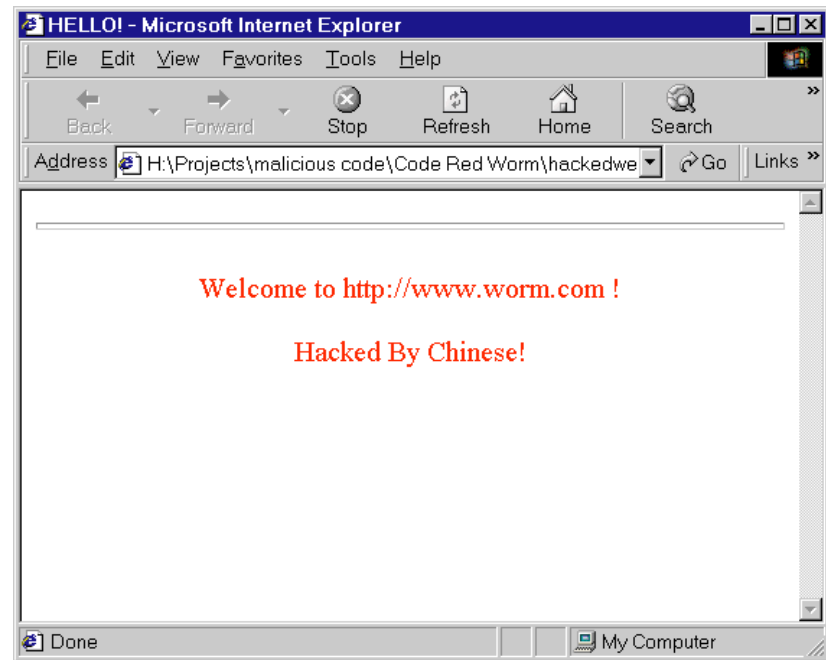
Since you have significant credibility with the press I hope that you can use this information to help inform people that behind AOL's friendly exterior they are nefariously compromising peoples' security.

Sincerely,
Phil Bucking
Founder, Bucking Consulting
philbucking@yahoo.com

It was later determined that this email originated from within Microsoft!

Code Red Exploit Code

- Starts 100 threads running
- Spread self
 - Generate random IP addresses & send attack string
 - Between 1st & 19th of month
- Attack www.whitehouse.gov
 - Send 98,304 packets; sleep for 4-1/2 hours; repeat
 - » Denial of service attack
 - Between 21st & 27th of month
- Deface server's home page
 - After waiting 2 hours



Code Red Effects

Later Version Even More Malicious

- Code Red II
- As of April, 2002, over 18,000 machines infected
- Still spreading

Paved Way for NIMDA

- Variety of propagation methods
- One was to exploit vulnerabilities left behind by Code Red II

Avoiding Overflow Vulnerability

```
/* Echo Line */  
void echo()  
{  
    char buf[4]; /* Way too small! */  
    fgets(buf, 4, stdin);  
    puts(buf);  
}
```

Use Library Routines that Limit String Lengths

- fgets instead of gets
- strncpy instead of strcpy
- Don't use scanf with %s conversion specification
 - Use fgets to read the string

IA32 Floating Point

History

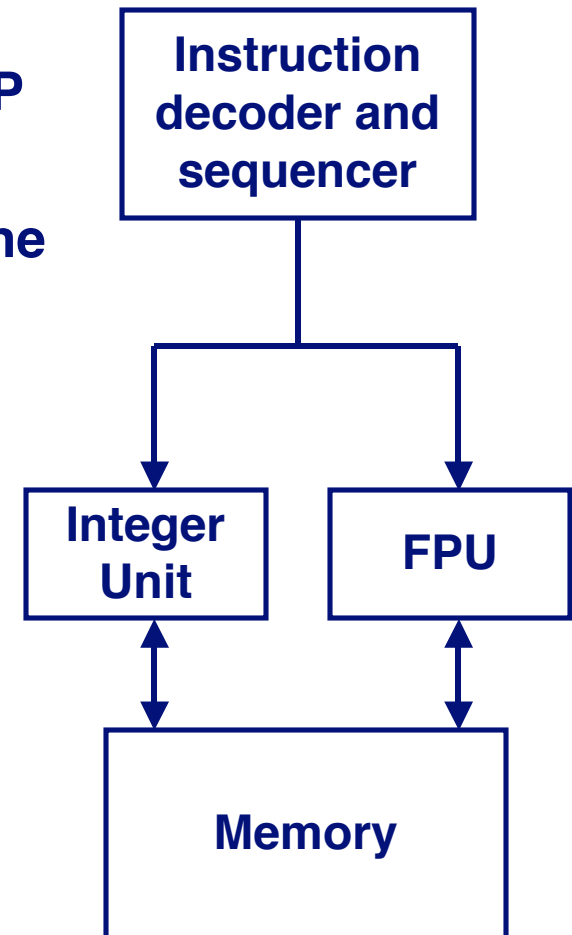
- 8086: first computer to implement IEEE FP
 - separate 8087 FPU (floating point unit)
- 486: merged FPU and Integer Unit onto one chip

Summary

- Hardware to add, multiply, and divide
- Floating point data registers
- Various control & status registers

Floating Point Formats

- single precision (C float): 32 bits
- double precision (C double): 64 bits
- extended precision (C long double): 80 bits



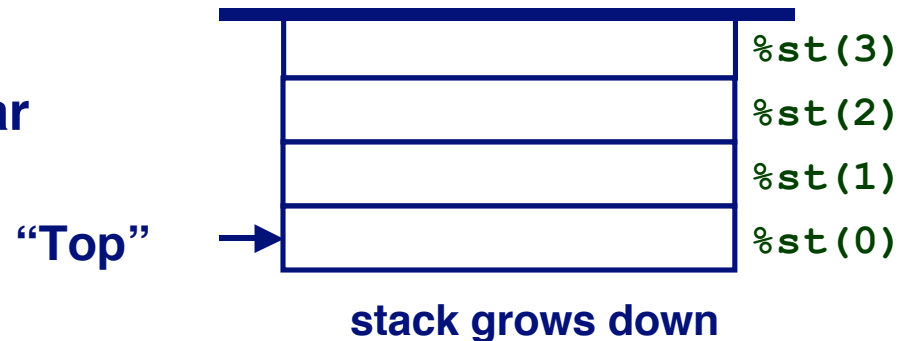
FPU Data Register Stack

FPU register format (extended precision)



FPU registers

- 8 registers
- Logically forms shallow stack
- Top called `%st(0)`
- When push too many, bottom values disappear



FPU instructions

Large number of floating point instructions and formats

- ~50 basic instruction types
- load, store, add, multiply
- sin, cos, tan, arctan, and log!

Sample instructions:

Instruction	Effect	Description
<code>fldz</code>	<code>push 0.0</code>	Load zero
<code>flds Addr</code>	<code>push M[Addr]</code>	Load single precision real
<code>fmuls Addr</code>	<code>%st(0) <- %st(0) * M[Addr]</code>	Multiply
<code>faddp</code>	<code>%st(1) <- %st(0) + %st(1); pop</code>	Add and pop

Floating Point Code Example

Compute Inner Product of Two Vectors

- Single precision arithmetic
- Common computation

```
float ipf (float x[],
          float y[],
          int n)
{
    int i;
    float result = 0.0;

    for (i = 0; i < n; i++) {
        result += x[i] * y[i];
    }
    return result;
}
```

```
pushl %ebp                # setup
movl %esp,%ebp
pushl %ebx

movl 8(%ebp),%ebx         # %ebx=&x
movl 12(%ebp),%ecx        # %ecx=&y
movl 16(%ebp),%edx        # %edx=n
fldz                      # push +0.0
xorl %eax,%eax           # i=0
cmpl %edx,%eax           # if i>=n done
jge .L3

.L5:
flds (%ebx,%eax,4)        # push x[i]
fmuls (%ecx,%eax,4)       # st(0)*=y[i]
faddp                     # st(1)+=st(0); pop
incl %eax                 # i++
cmpl %edx,%eax           # if i<n repeat
jl .L5

.L3:
movl -4(%ebp),%ebx        # finish
movl %ebp,%esp
popl %ebp
ret                       # st(0) = result
```

Inner Product Stack Trace

Initialization

1. fldz

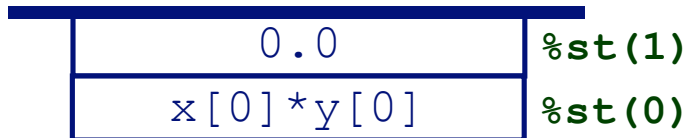


Iteration 0

2. flds (%ebx,%eax,4)



3. fmulb (%ecx,%eax,4)

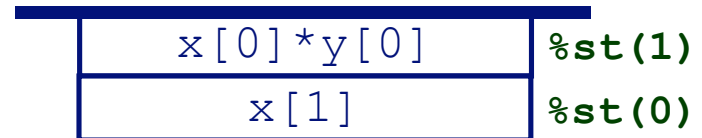


4. faddp

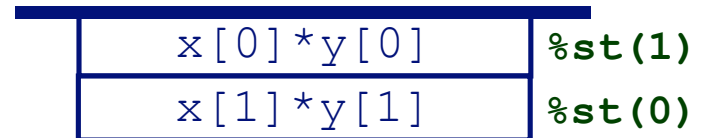


Iteration 1

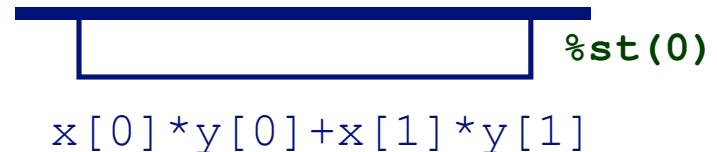
5. flds (%ebx,%eax,4)



6. fmulb (%ecx,%eax,4)



7. faddp



Final Observations

Memory Layout

- OS/machine dependent (including kernel version)
- Basic partitioning: stack/data/text/heap/DLL found in most machines

Type Declarations in C

- Notation obscure, but very systematic

Working with Strange Code

- Important to analyze nonstandard cases
 - E.g., what happens when stack corrupted due to buffer overflow
- Helps to step through with GDB

IA32 Floating Point

- Strange “shallow stack” architecture