

Announcements

- Reading:
 - Today: Chapter 9.4-9.6
 - Thursday: Chapter 10
- Office hours are only for those who attend class
- Midterm was returned
 - All re-grade requests must:
 - Be in writing
 - Be submitted by 10:45 AM 3/18/03
 - Any re-grade request will result in the **entire** exam being re-graded higher or lower as appropriate.

	P1	p2	p3	p4	p5	Tot
Min	7	0	0	0	0	7
Max	20	25	20	15	20	96
Average	14.8	16.1	9.4	7.8	12.5	60.6
StdDec						18.6

Managing Memory

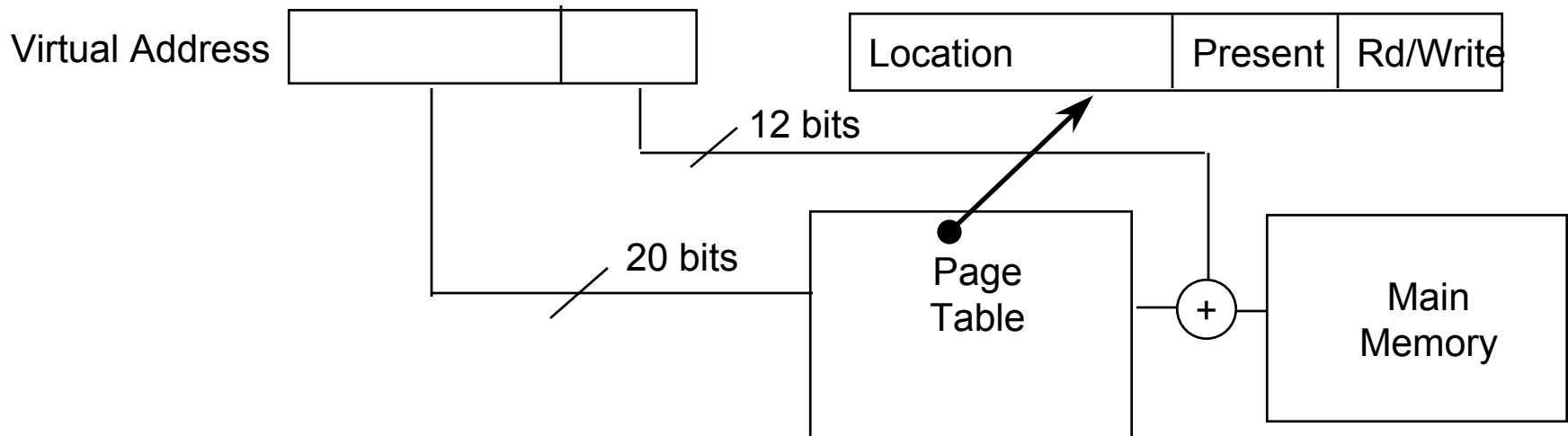
- Main memory is big, but what if we run out
 - use virtual memory
 - keep part of memory on disk
 - bigger than main memory
 - slower than main memory
- Want to have several program in memory at once
 - keeps processor busy while one process waits for I/O
 - need to protect processes from each other
 - have several tasks running at once
 - compiler, editor, debugger
 - word processing, spreadsheet, drawing program
- Use *virtual addresses*
 - look like normal addresses
 - hardware translates them to *physical addresses*

Advantages of Virtual Addressing

- Can assign non-contiguous regions of physical memory to programs
- A program can only gain access to its mapped pages
- Can have more virtual pages than the size of physical memory
 - pages that are not in memory can be stored on disk
- Every program can start at (virtual) address 0

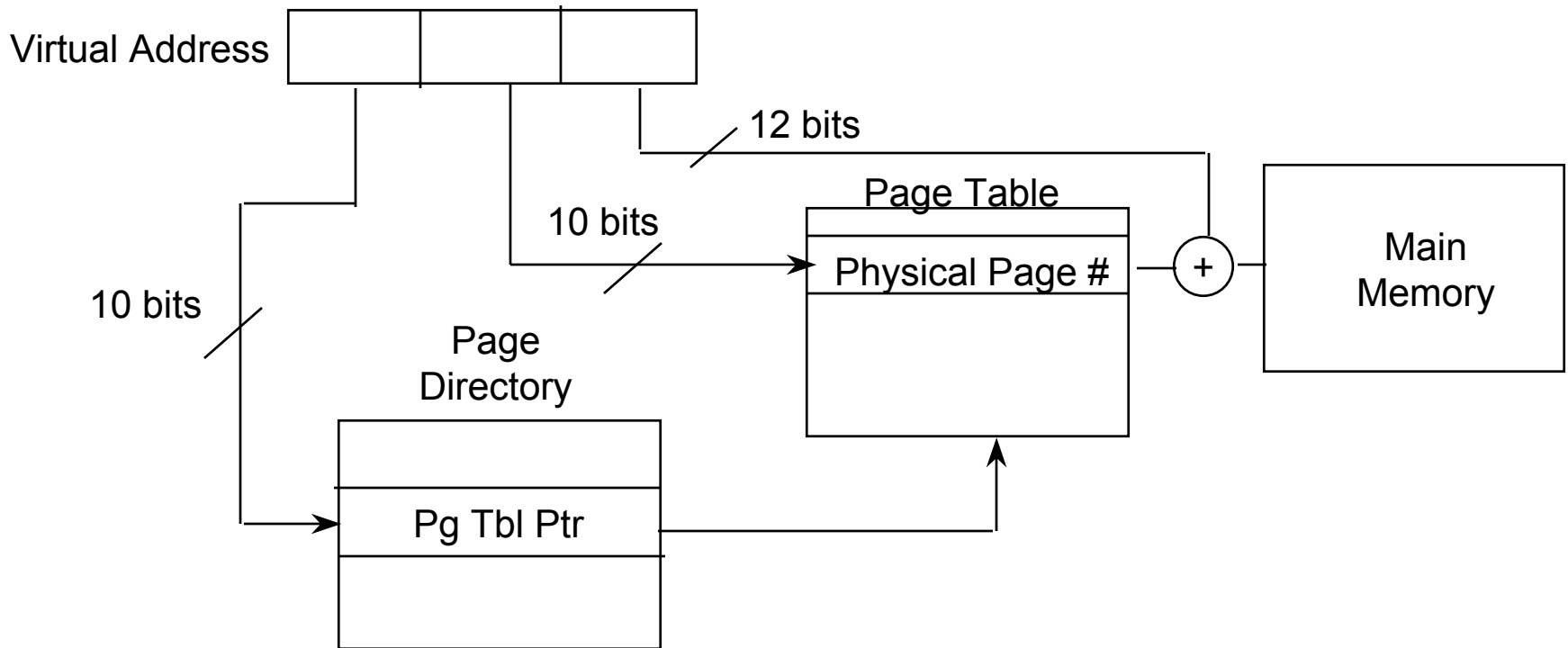
Paging

- Divide physical memory into fixed sized chunks called *pages*
 - typical pages are 512 bytes to 64k bytes
 - When a process is to be executed, load the pages that *are actually used* into memory
- Have a table to map virtual pages to physical pages
- Consider a 32 bit addresses
 - 4096 byte pages (12 bits for the page)
 - 20 bits for the page number



Problems with Page Tables

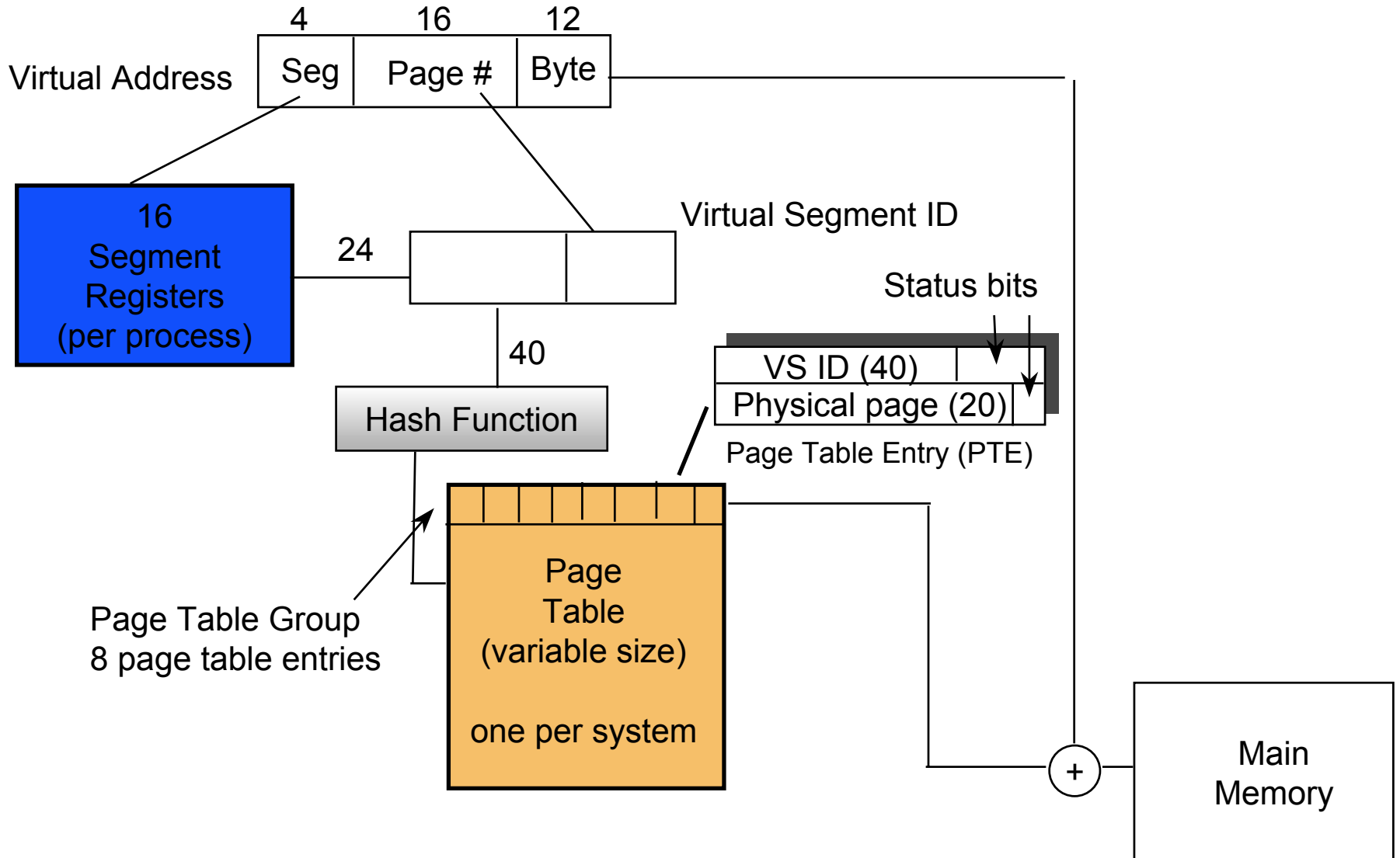
- One page table can get very big
 - 2^{20} entries (for most programs, most items are empty)
- solution1: use a hierarchy of page tables



Inverted Page Tables

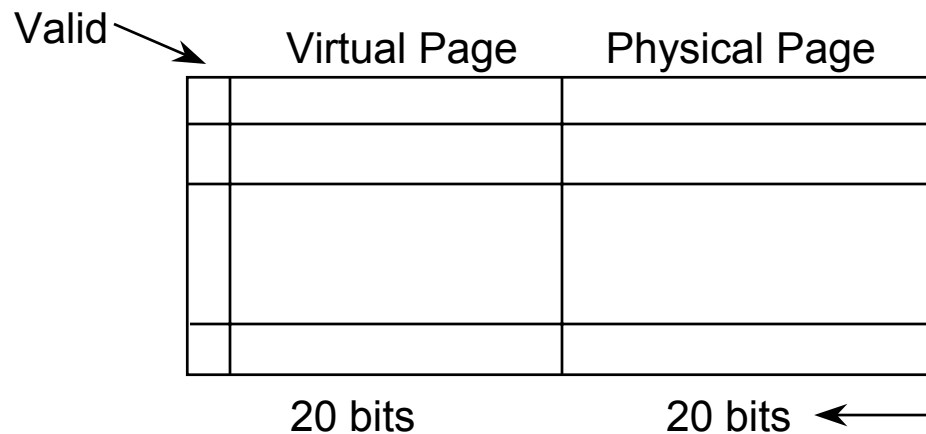
- Solution to the page table size problem
- One entry per page frame of physical memory
 - <process-id, page-number>
 - each entry lists process associated with the page and the page number
 - when a memory reference:
 - **<process-id,page-number,offset>** occurs, the inverted page table is searched (usually with the help of a hashing mechanism)
 - if a match is found in entry *i* in the inverted page table, the physical address **<i,offset>** is generated
 - The inverted page table does not store information about pages that are not in memory
 - page tables are used to maintain this information
 - page table need only be consulted when a page is brought in from disk

Inverted Page Table Example (PPC)



Faster Mapping from Virtual to Physical Addresses

- need hardware to map between physical and virtual addresses
 - can require multiple memory references
 - this can be slow
- answer: build a cache of these mappings
 - called a translation look-aside buffer (TLB)
 - associative table of virtual to physical mappings
 - typically 16- 64 entries



For Intel x86