

A Probabilistic View of Machine Learning, Naïve Bayes

CMSC 422

SOHEIL FEIZI

sfeizi@cs.umd.edu

Logistics

- Midterm next lecture!
- Programming assignment will be available on Thursday

Today's topics

- Bayes rule review
- A probabilistic view of machine learning
 - Joint Distributions
 - Bayes optimal classifier
- Statistical Estimation
 - Maximum likelihood estimates
 - Derive relative frequency as the solution to a constrained optimization problem

Bayes Rule

$$P(A|B) = \frac{P(B|A) * P(A)}{P(B)} \quad \text{Bayes' rule}$$

we call $P(A)$ the “prior”

and $P(A|B)$ the “posterior”











Bayes, Thomas (1763) An essay towards solving a problem in the doctrine of chances. *Philosophical Transactions of the Royal Society of London*, **53:370-418**

...by no means merely a curious speculation in the doctrine of chances, but necessary to be solved in order to a sure foundation for all our reasonings concerning past facts, and what is likely to be hereafter.... necessary to be considered by any that would give a clear account of the strength of *analogical* or *inductive reasoning*...

Exercise: Applying Bayes Rule









- Consider the 2 random variables
 - A = You have the flu
 - B = You just coughed
- Assume
 - $P(A) = 0.05$
 - $P(B|A) = 0.8$
 - $P(B|\text{not } A) = 0.2$
- What is $P(A|B)$?

Using a Joint Distribution

gender	hours_worked	wealth		
Female	v0:40.5-	poor	0.253122	
		rich	0.0245895	
	v1:40.5+	poor	0.0421768	
		rich	0.0116293	
Male	v0:40.5-	poor	0.331313	
		rich	0.0971295	
	v1:40.5+	poor	0.134106	
		rich	0.105933	









Using a Joint Distribution

- Given the joint distribution, we can find the probability of any logical expression E involving these variables

gender	hours_worked	wealth		
Female	v0:40.5-	poor	0.253122	
		rich	0.0245895	
	v1:40.5+	poor	0.0421768	
		rich	0.0116293	
Male	v0:40.5-	poor	0.331313	
		rich	0.0971295	
	v1:40.5+	poor	0.134106	
		rich	0.105933	

$$P(E) = \sum_{\text{rows matching } E} P(\text{row})$$

Using a Joint Distribution

gender	hours_worked	wealth		
Female	v0:40.5-	poor	0.253122	
		rich	0.0245895	
	v1:40.5+	poor	0.0421768	
		rich	0.0116293	
Male	v0:40.5-	poor	0.331313	
		rich	0.0971295	
	v1:40.5+	poor	0.134106	
		rich	0.105933	

Given the joint distribution,
we can make inferences

- E.g., $P(\text{Male} | \text{Poor})$?
- Or $P(\text{Wealth} | \text{Gender, Hours})$?

Recall: Machine Learning as Function Approximation

Problem setting

- Set of possible instances X
- Unknown target function $f: X \rightarrow Y$
- Set of function hypotheses $H = \{h \mid h: X \rightarrow Y\}$

Input

- Training examples $\{(x^{(1)}, y^{(1)}), \dots, (x^{(N)}, y^{(N)})\}$ of unknown target function f

Output

- Hypothesis $h \in H$ that best approximates target function f

Recall: Formal Definition of Binary Classification (from CIML)

TASK: BINARY CLASSIFICATION

Given:

1. An input space \mathcal{X}
2. An unknown distribution \mathcal{D} over $\mathcal{X} \times \{-1, +1\}$

Compute: A function f minimizing: $\mathbb{E}_{(x,y) \sim \mathcal{D}} [f(x) \neq y]$

The Bayes Optimal Classifier

- Assume we know the data generating distribution \mathcal{D}
- We define the **Bayes Optimal classifier** as

$$f^{(\text{BO})}(\hat{x}) = \arg \max_{\hat{y}} \mathcal{D}(\hat{y} | \hat{x})$$

- The
cl

If we had access to \mathcal{D} ,
Finding an optimal classifier would be trivial!

- Ba

we don't have access to \mathcal{D}
So let's try to estimate it instead!

- Best error rate we can ever hope to achieve under zero/one loss

What does “training” mean in probabilistic settings?

- Training = estimating \mathcal{D} from a finite training set
 - We typically assume that \mathcal{D} comes from a specific family of probability distributions
 - e.g., Bernoulli, Gaussian, etc
 - Learning means inferring parameters of that distributions
 - e.g., mean and covariance of the Gaussian

Training assumption: training examples are iid

- **Independently and Identically distributed**
 - i.e. as we draw a sequence of examples from \mathcal{D} , the n -th draw is independent from the previous $n-1$ sample
- This assumption is usually false!
 - But sufficiently close to true to be useful

How can we estimate the joint probability distribution from data?

What are the challenges?

Maximum Likelihood Estimation

- Find the parameters that maximize the probability of the data
- Example: how to model a biased coin?

Maximum Likelihood Estimates



$X=1$ $X=0$
 $P(X=1) = \theta$
 $P(X=0) = 1-\theta$
(Bernoulli)

Each coin flip yields a Boolean value for X

$$X \sim \text{Bernoulli}: P(X) = \theta^X (1 - \theta)^{1-X}$$

Given a data set D of iid flips, which contains α_1 ones and α_0 zeros

$$P_{\theta}(D) = \theta^{\alpha_1} (1 - \theta)^{\alpha_0}$$

$$\hat{\theta}_{MLE} = \operatorname{argmax}_{\theta} P_{\theta}(D) = \frac{\alpha_1}{\alpha_1 + \alpha_0}$$

Let's learn a classifier by learning $P(Y|X)$

- Goal: learn a classifier $P(Y|X)$
- Prediction:
 - Given an example x
 - Predict $\hat{y} = \operatorname{argmax}_y P(Y = y | X = x)$

Parameters for $P(X,Y)$ vs. $P(Y|X)$

Y = Wealth

X = <Gender, Hours_worked>

Joint probability distribution $P(X,Y)$

gender	hours_worked	wealth	probability	bar
Female	v0:40.5-	poor	0.253122	
		rich	0.0245895	
	v1:40.5+	poor	0.0421768	
		rich	0.0116293	
Male	v0:40.5-	poor	0.331313	
		rich	0.0971295	
	v1:40.5+	poor	0.134106	
		rich	0.105933	

Conditional probability distribution $P(Y|X)$

Gender	HrsWorked	P(rich G,HW)	P(poor G,HW)
F	<40.5	.09	.91
F	>40.5	.21	.79
M	<40.5	.23	.77
M	>40.5	.38	.62

How many parameters do we need to learn?

Suppose $X = \langle X_1, X_2, \dots, X_d \rangle$

where X_i and Y are Boolean random variables

Q: How many parameters do we need to estimate $P(Y|X_1, X_2, \dots, X_d)$?

A: Too many to estimate $P(Y|X)$ directly from data!

Naïve Bayes Assumption

Naïve Bayes assumes

$$P(X_1, X_2, \dots, X_d | Y) = \prod_{i=1}^d P(X_i | Y)$$

i.e., that X_i and X_j are **conditionally independent** given Y , for all $i \neq j$

Conditional Independence

- Definition:
X is conditionally independent of Y given Z
if $P(X|Y,Z) = P(X|Z)$
- Recall that X is independent of Y if $P(X|Y)=P(X)$

Naïve Bayes classifier

$$\begin{aligned}\hat{y} &= \operatorname{argmax}_y P(Y = y | X = x) \\ &= \operatorname{argmax}_y P(Y = y) P(X = x | Y = y) \\ &= \operatorname{argmax}_y P(Y = y) \prod_{i=1}^d P(X_i = x_i | Y = y)\end{aligned}$$

Bayes rule

+ Conditional independence assumption

How many parameters do we need to learn?

- To describe $P(Y)$?
- To describe $P(X = \langle X_1, X_2, \dots, X_d \rangle | Y)$
 - Without conditional independence assumption?
 - With conditional independence assumption?

(Suppose all random variables are Boolean)

Training a Naïve Bayes classifier

Let's assume discrete X_i and Y



TrainNaïveBayes (Data)

for each value y_k of Y

estimate $\pi_k = P(Y = y_k)$

for each value x_{ij} of X_i

estimate $\theta_{ijk} = P(X_i = x_{ij} | Y = y_k)$

$$\frac{\# \text{ examples for which } Y = y_k}{\# \text{ examples}}$$

$$\frac{\# \text{ examples for which } X_i = x_{ij} \text{ and } Y = y_k}{\# \text{ examples for which } Y = y_k}$$

Naïve Bayes Wrap-up

- An easy to implement classifier, that performs well in practice
- Subtleties
 - Often the X_i are not really conditionally independent
 - What if the Maximum Likelihood estimate for $P(X_i | Y)$ is zero?