



Task-based Prog. Models and Charm++

Abhinav Bhatele, Department of Computer Science



UNIVERSITY OF
MARYLAND

Announcements

- Reminder when sending emails, email: cm416-bhatele@cs.umd.edu

Task-based programming models

- Describe program / computation in terms of tasks
- A task can be defined as a code region that can be executed concurrently by multiple processes or threads, and along side other tasks
- Notable examples: Charm++, StarPU, HPX, Legion
- Attempt at classification of task-based programming models: <https://link.springer.com/article/10.1007/s11227-018-2238-4>

Task-based programming models

- Enable exposing high degree of parallelism
- Number of tasks independent of the number of processors
- Tasks might be short-lived or persistent throughout program execution
- Runtime handles distribution and scheduling of tasks

Charm++: Key principles

- Programmer decomposes data and work into objects (called *chares*)
 - Decoupled from number of processes or cores
- Runtime assigns objects to physical resources (cores and nodes)
- Each object can only access its own data
 - Request data from other objects via remote method invocation: `foo.get_data()`
- Asynchronous message-driven execution

Hello World in Charm++

```
mainmodule hello {  
  
    array [1D] Hello {  
        entry Hello();  
        entry void sayHi();  
    };  
  
};
```

Charm++ Tutorial: <http://charmplusplus.org/tutorial/ArrayHelloWorld.html>

Hello World in Charm++

```
mainmodule hello {  
  
    array [1D] Hello {  
        entry Hello();  
        entry void sayHi();  
    };  
  
};
```

```
void Hello ::sayHi() {  
    CkPrintf("Hello from chare %d on processor %d.\n", thisIndex,  
CkMyPe());  
}
```

Charm++ Tutorial: <http://charmplusplus.org/tutorial/ArrayHelloWorld.html>

Hello World in Charm++

```
mainmodule hello {  
  
    array [1D] Hello {  
        entry Hello();  
        entry void sayHi();  
    };  
  
};
```

```
Main::Main(CkArgMsg* msg) {  
    numObjects = 5; // number of objects  
  
    CProxy_Hello helloArray =  
        CProxy_Hello::ckNew(numObjects);  
  
    helloArray.sayHi();  
}
```

```
void Hello ::sayHi() {  
    CkPrintf("Hello from chare %d on processor %d.\n", thisIndex,  
CkMyPe());  
}
```

Charm++ Tutorial: <http://charmplusplus.org/tutorial/ArrayHelloWorld.html>


Compiling a charm program

- Charm translator for .ci (Charm++ interface) file
 - Generates charm_hello.decl.h and charm_hello.def.h

```
charmcc hello.ci
```

- C++ code:

```
charmcc -c hello.C  
charmcc -o hello hello.o
```



Chare arrays

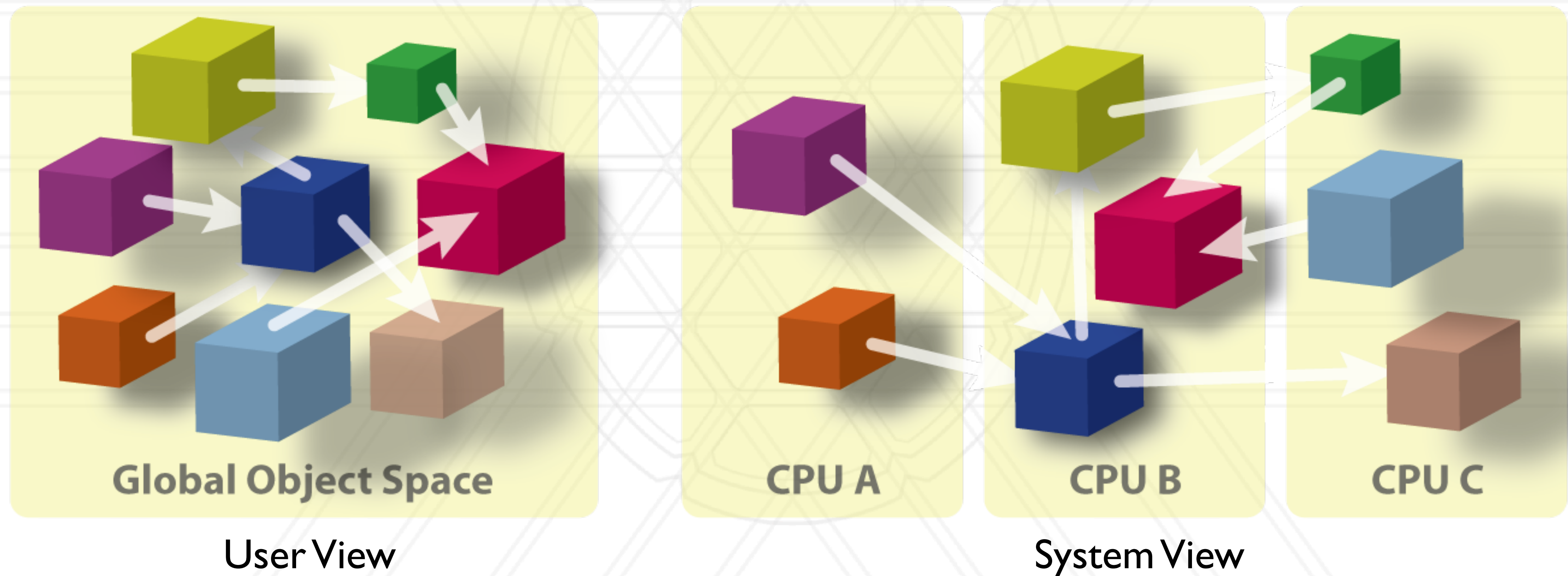
- User can create indexed collection of data-driven objects

```
CProxy_Hello helloArray = CProxy_Hello::ckNew(numElements);
```

- Different kinds: 1D, 2D, 3D, ...
- Mapping of array elements (objects) to hardware resources handled by the runtime system (RTS)

Object-based virtualization

- User programs in terms of chares or objects

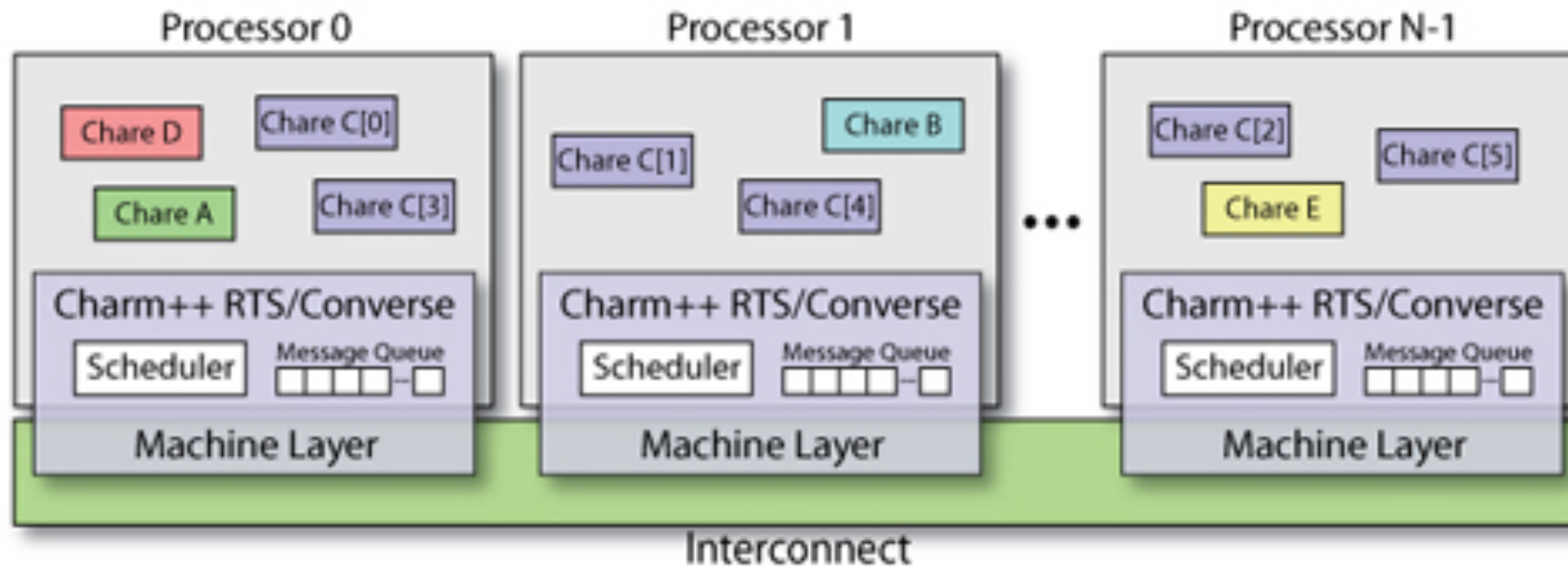


Over-decomposition

- Create lots of “small” objects per physical core
 - Objects grouped into arrays: 1D, 2D, ...
- System assigns objects to processors and can migrate objects between physical resources
- Facilitates automatic load balancing

Message-driven execution

- An object is scheduled by the runtime scheduler only when a message for it is received
- Facilitates adaptive overlap of computation and communication



Cost of creating more objects?

- Context switch overhead
- Cache performance
- Memory overhead
- Fine-grained messages

Hello world: .ci file

```
mainmodule hello {  
  
    readonly CProxy_MyMain myMainProxy;  
    readonly int numChares;  
  
    mainchare MyMain {  
        entry MyMain(CkArgMsg *msg);  
        entry void done(void);  
    };  
  
    array [1D] Hello {  
        entry Hello(void);  
        entry void sayHi(int);  
    };  
  
};
```

Hello world: MyMain class

```
/*readonly*/ CProxy_MyMain myMainProxy;
/*readonly*/ int numChares;

class MyMain: public CBase_MyMain {
public:
    MyMain(CkArgMsg* msg) {
        numChares = atoi(msg->argv[1]); // number of elements

        myMainProxy = thisProxy;
        CProxy_Hello helArrProxy = CProxy_Hello::ckNew(numChares);

        helArrProxy[0].sayHi(20);
    }

    void done(void) {
        ckout << "All done" << endl;
        CkExit();
    }
};
```


Hello world: Hello class

```
#include "hello.decl.h"
extern /*readonly*/ CProxy_MyMain myMainProxy;

class Hello: public CBase_Hello {
public:
    Hello(void) { }

    void sayHi(int num) {
        cout << "Chare " << thisIndex << "says Hi!" << num << endl;

        if(thisIndex < numChares-1)
            thisProxy[thisIndex+1].sayHi(num+1);
        else
            myMainProxy.done();
    }
};

#include "hello.def.h"
```

Proxy class

- Runtime needs to pack/unpack data and also figure out where the chare is
- Proxy class generated for each chare class
 - Proxy objects know where the real object is
 - Methods invoked on these proxy objects lead to messages being sent to the destination node/core where the real object resides

Broadcast, barrier, and reduction

- Entry method called on a chare proxy without subscript is essentially a broadcast:

```
chareProxy.entryMethod()
```

- Barrier: reduction without arguments:

```
contribute();
```

- Reduction with arguments:

```
void contribute(int bytes, const void *data, CkReduction::reducerType type);
```

Callback for reduction

- Where does the output of the reduction go?
- Use a callback object known as a reduction client

```
CkCallback* cb = new CkCallback(CkIndex_myType::myReductionFunction(NULL), thisProxy);  
contribute(bytes, data, reducerType, cb);
```

- Use the reduction data in the callback:

```
void myType::myReductionFunction(CkReductionMsg *msg) {  
    int size = msg->getSize() / sizeof(type);  
    type *output = (type *) msg->getData();  
  
    ...  
}
```

<https://charm.readthedocs.io/en/latest/charm++/manual.html#collectives>

2D Stencil in Charm++

- Data decomposition
- Work decomposition
- Communication?



UNIVERSITY OF
MARYLAND

Abhinav Bhatele

5218 Brendan Iribe Center (IRB) / College Park, MD 20742

phone: 301.405.4507 / e-mail: bhatele@cs.umd.edu