



Performance Issues

Abhinav Bhatele, Department of Computer Science



UNIVERSITY OF
MARYLAND

Announcements

- Assignment 3 is posted and due on Nov 3
- Final exam: Dec 15 8:00-10:00 AM

Performance metrics

- Time to solution
- Time per step (iteration)
- Science progress (figure of merit per unit time)
- Floating point operations per second (flop/s)
- When comparing multiple data points:
 - Speedup, efficiency

What is the best performance we can get?

- Peak flop/s
- Peak memory bandwidth
- Peak network bandwidth
- Why do we not achieve peak performance?

What is happening in a program

- Integer operations
- Floating point operations
- Conditional instructions (branches)
- Loads/stores
- Data movement across the network (messages + I/O)

Performance issues

- Sequential performance issues
 - Inefficient memory access: data movement in the memory hierarchy
 - Inefficient floating point operations
- Load imbalance
 - Some processes doing more work than most
- Communication issues / parallel overhead
 - Spending increasing proportion of time on communication
- Insufficient parallelism

Performance issues

- Algorithmic overhead / replicated work
 - More computation when running in parallel (e.g. prefix sum)
- Speculative loss
 - Perform extra computation speculatively but not use all of it for the result
- Critical paths
 - Dependencies between computations spread across processes / threads
- Bottlenecks
 - Serial bottlenecks: one process doing some computation and holding everyone up

Sequential performance issues

- Identify issues using performance tools
- Solutions:
 - Minimize data movement
 - Data reuse
 - Optimize floating point calculations

Communication performance

- Overhead and grainsize (Lots of tiny messages or a few very large messages)
- No overlap between communication and computation
- Increasing amounts of communication as we run on more processes
- Frequent global synchronization

Critical paths

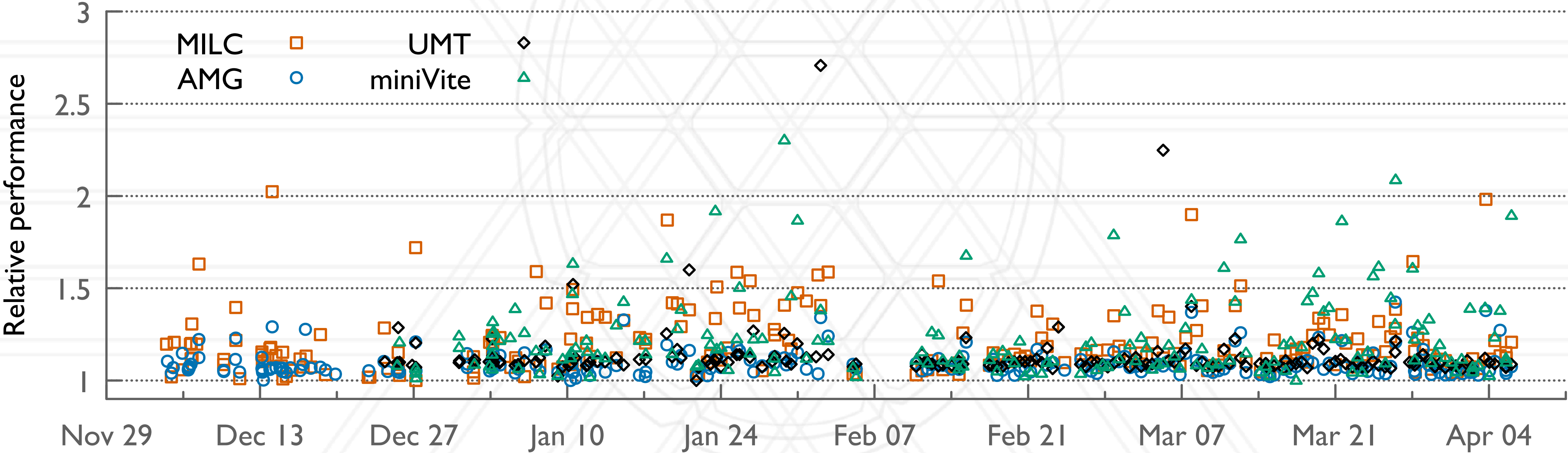
- A long chain of dependencies across processes
- We want to identify and avoid having long critical paths
- Solutions:
 - Eliminate completely if possible
 - Shorten the critical path
 - Reduce time spent in a path by removing work on the critical path

Bottlenecks

- Detect bottlenecks
 - One process busy while all others wait
- Examples:
 - Reduce to one process and then broadcast
 - One process responsible for input/output
 - One process responsible for assigning work to others
- Solutions:
 - Parallelize as much as possible, use hierarchical schemes

Performance variability is a real concern

Performance of control jobs running the same executable and input varies as they are run from day-to-day on 128 nodes of Cori in 2018-2019



Bhatele et al. The case of performance variability on dragonfly-based systems, IPDPS 2020

Leads to several problems ...

- Individual jobs run slower:
 - More time to complete science simulations
 - Increased wait time in job queues
 - Inefficient use of machine time allocation
- Overall lower throughput
- Increased energy usage/costs

Affects software development cycle

- Debugging performance issues
- Quantifying the effect of various software changes on performance
 - Code changes
 - System software changes
- Estimating time for a batch job or simulation

Sources of performance variability

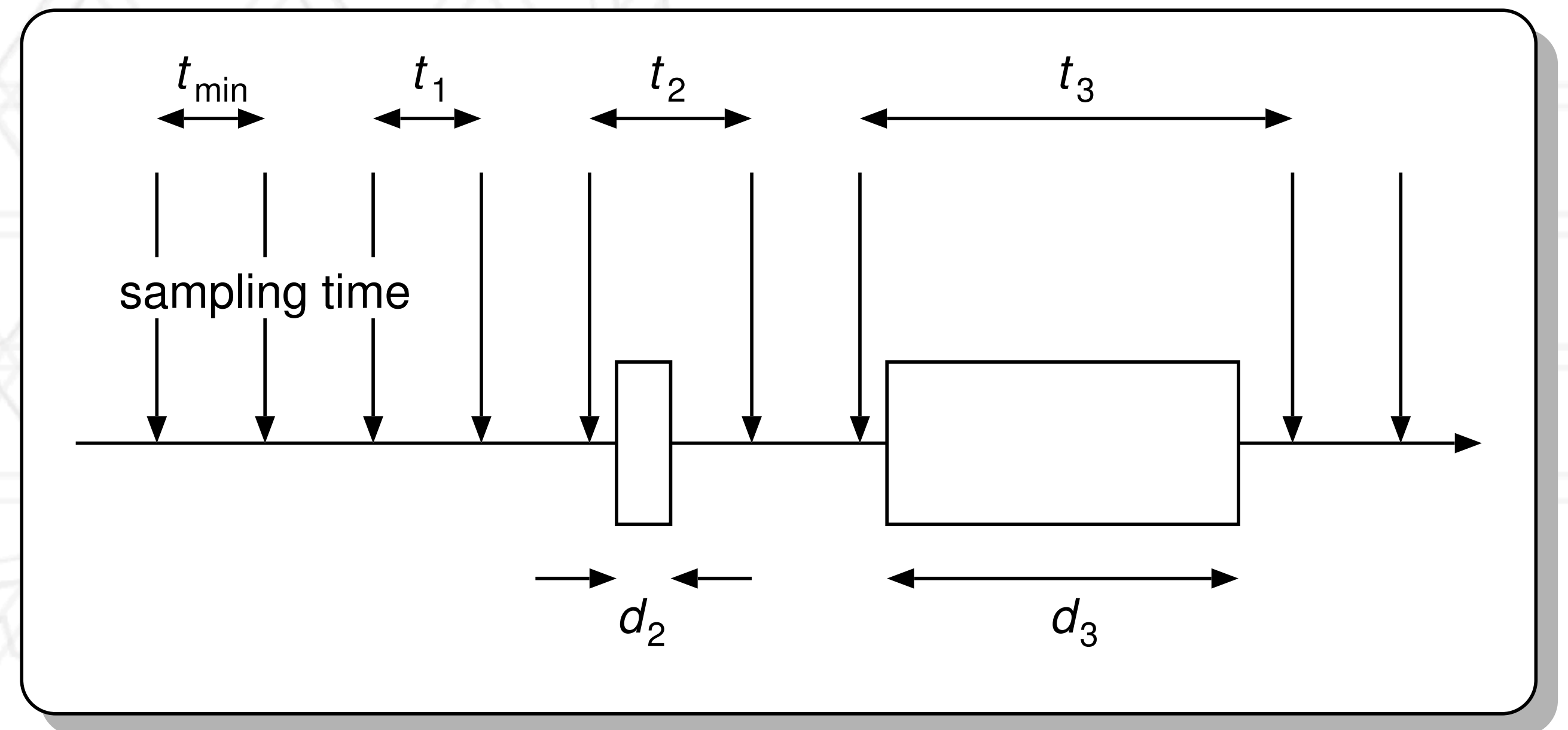
- Operating system (OS) noise/jitter
- Contention for shared resources
 - Network
 - Filesystem

Operating System

- Node on an HPC cluster may have:
 - A “full” linux kernel, or
 - A light-weight kernel
- Decides what services/daemons run
- Impacts performance predictability

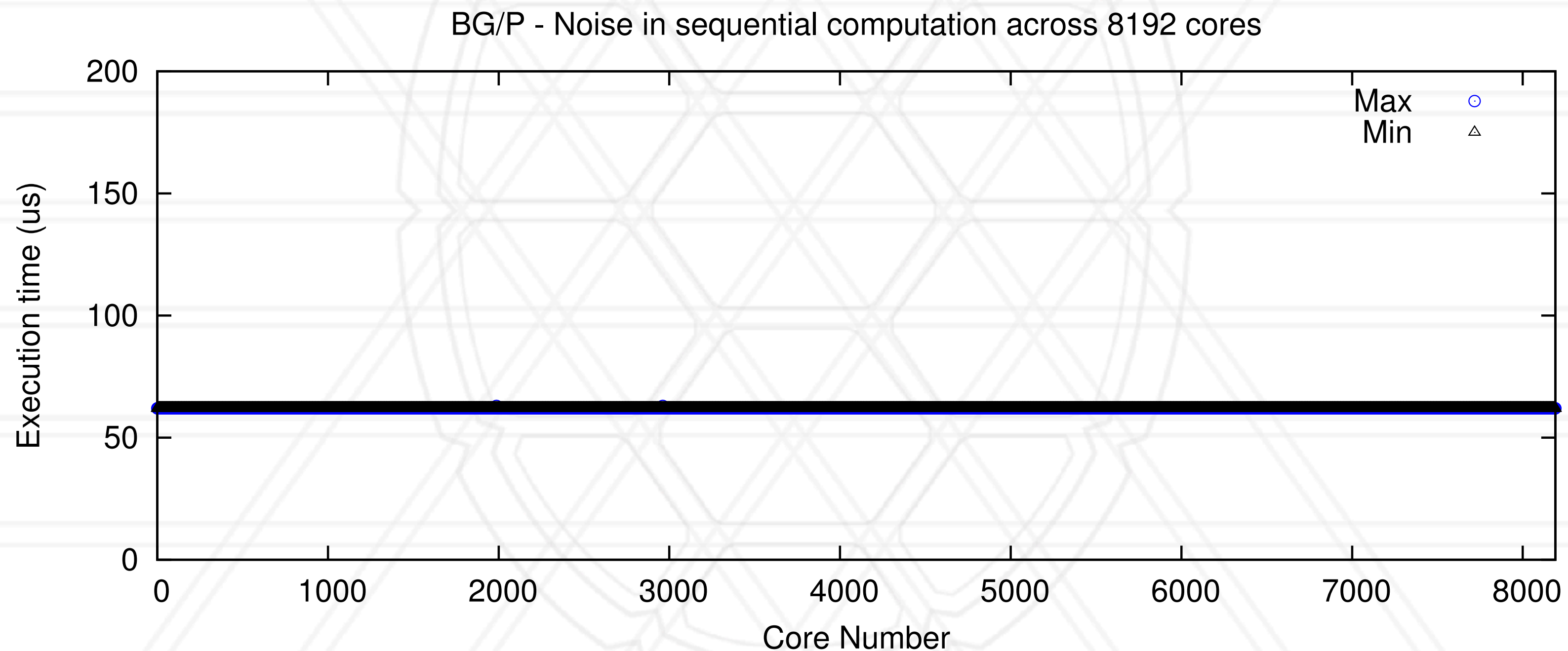
Operating System (OS) Noise

- Also called “jitter”
- Impacts computation due to interrupts by OS



Measuring OS Noise

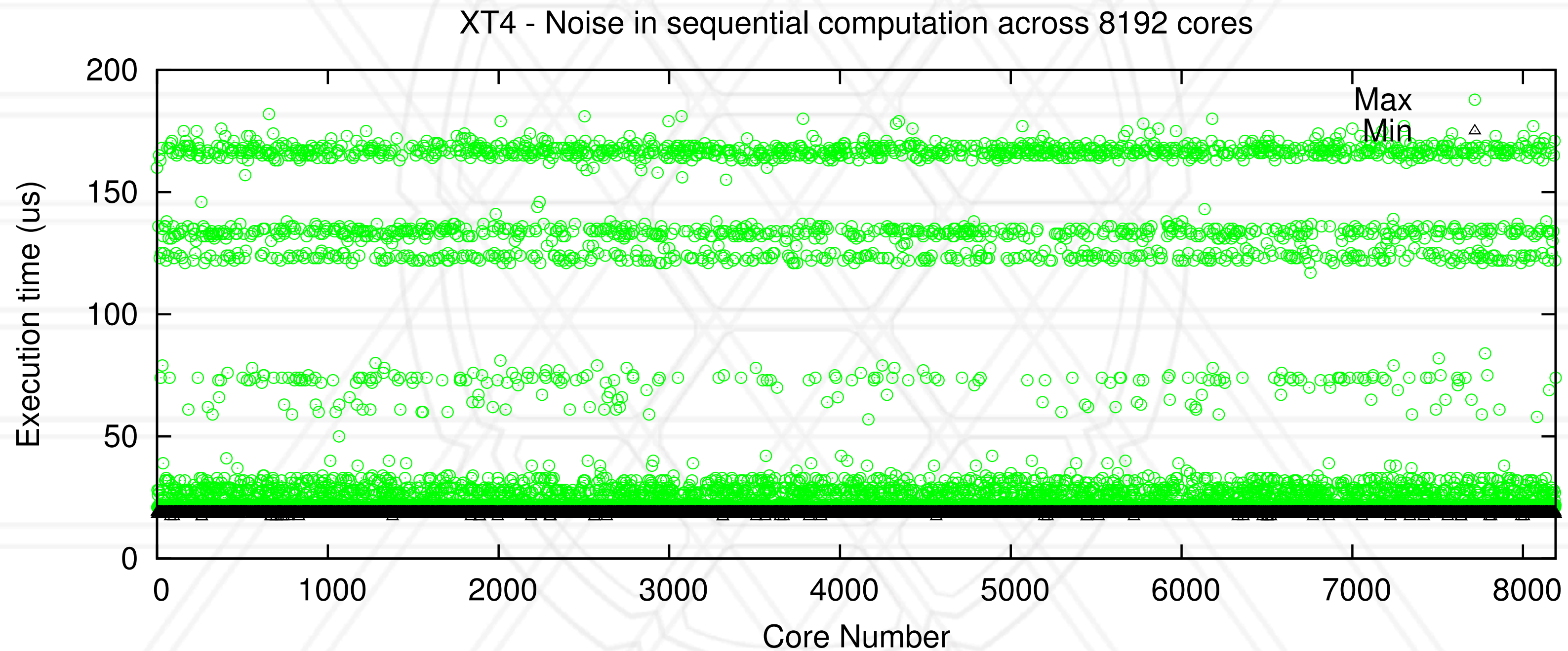
- Fixed Work Quanta (FTW) and Fixed Time Quanta (FTQ)



Benchmarks: https://asc.llnl.gov/sequoia/benchmarks/FTQ_summary_v1.1.pdf

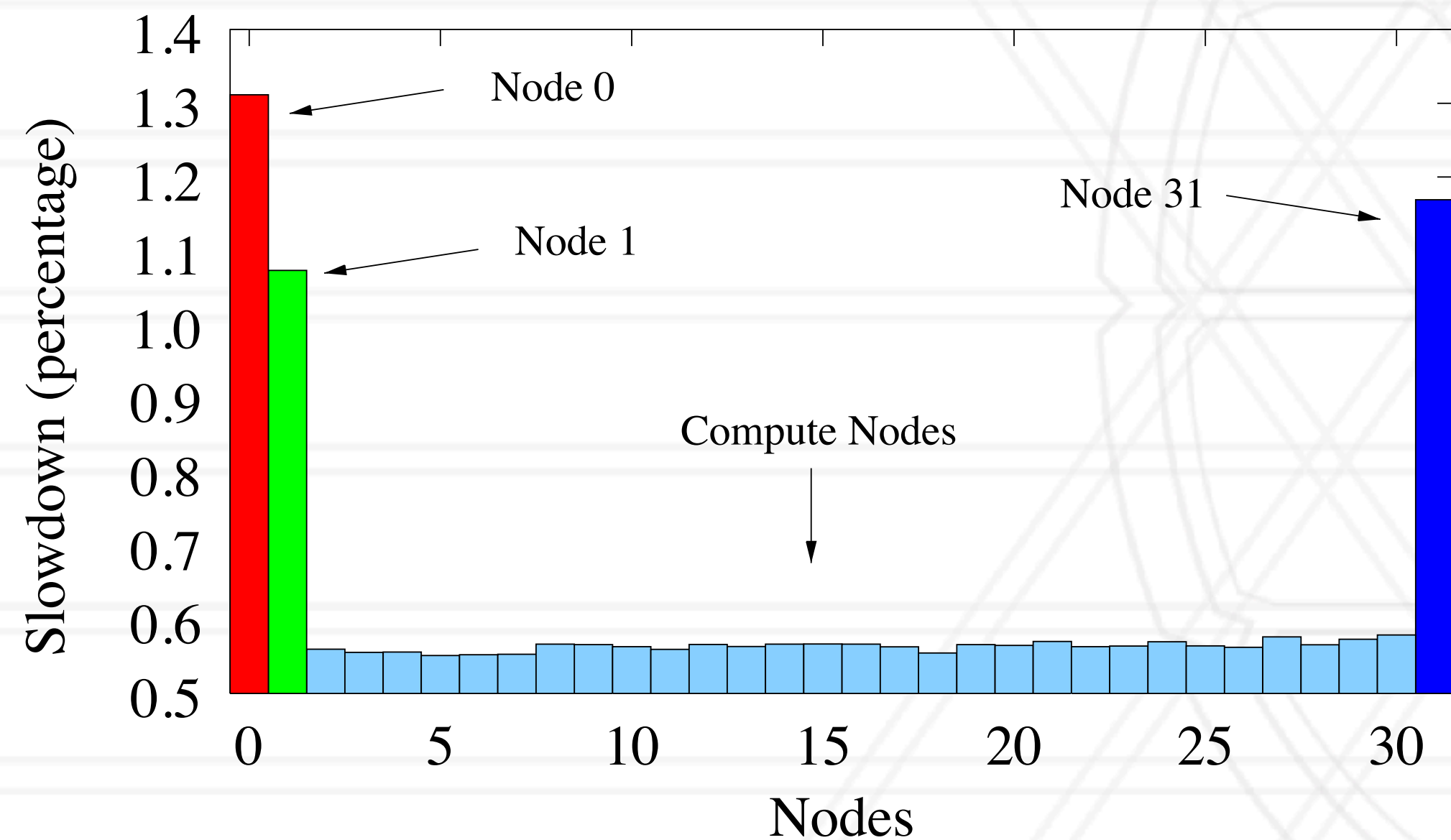
Measuring OS Noise

- Fixed Work Quanta (FTW) and Fixed Time Quanta (FTQ)



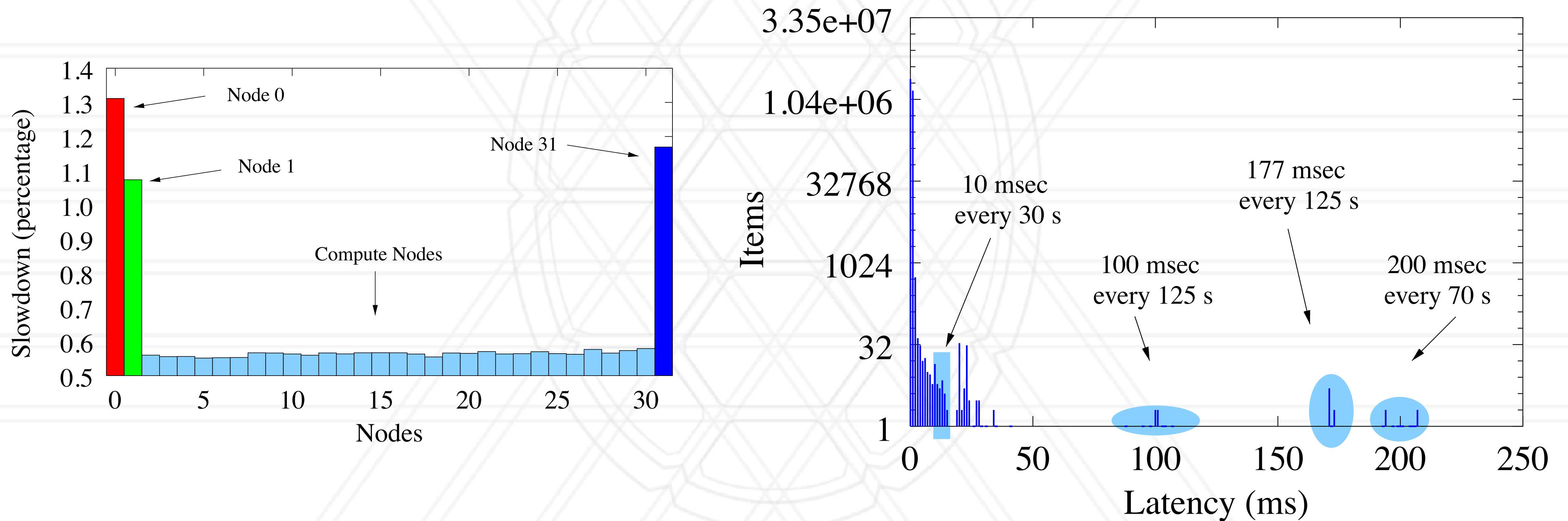
Benchmarks: https://asc.llnl.gov/sequoia/benchmarks/FTQ_summary_v1.1.pdf

The Case of the Missing Supercomputer Performance



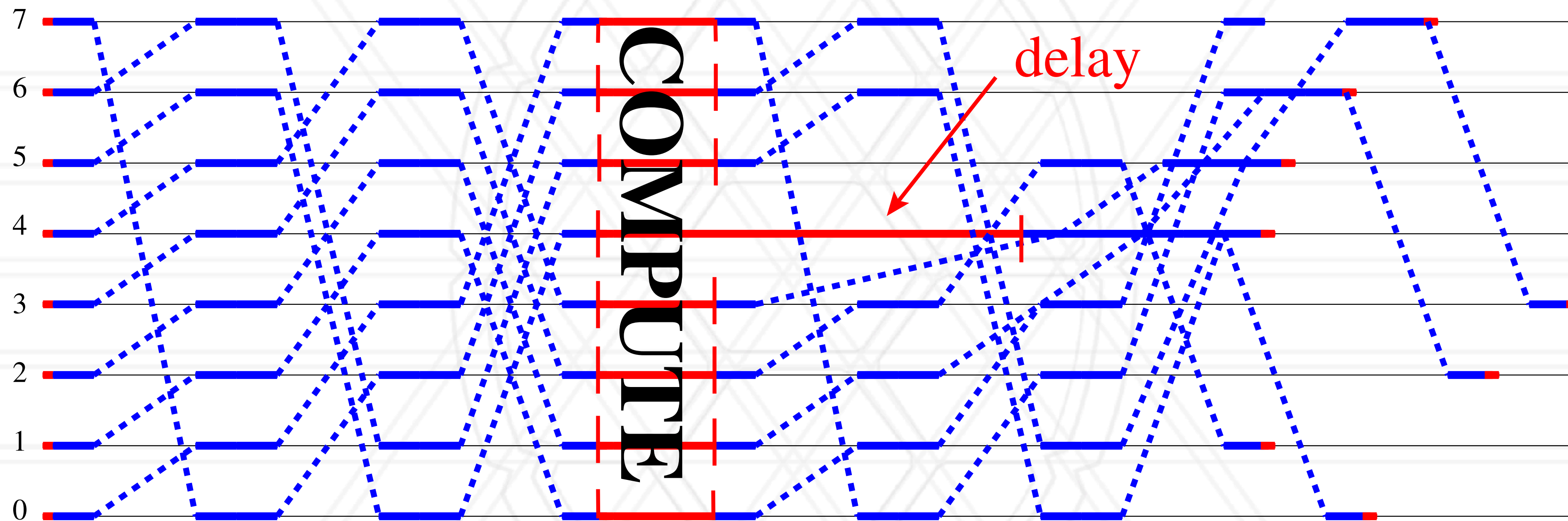
Fabrizio Petrini, Darren J. Kerbyson, and Scott Pakin. 2003. The Case of the Missing Supercomputer Performance: Achieving Optimal Performance on the 8,192 Processors of ASCI Q. In Proceedings of the 2003 ACM/IEEE conference on Supercomputing (SC '03). Association for Computing Machinery, New York, NY, USA, 55. DOI: <https://doi.org/10.1145/1048935.1050204>

The Case of the Missing Supercomputer Performance



Fabrizio Petrini, Darren J. Kerbyson, and Scott Pakin. 2003. The Case of the Missing Supercomputer Performance: Achieving Optimal Performance on the 8,192 Processors of ASCI Q. In Proceedings of the 2003 ACM/IEEE conference on Supercomputing (SC '03). Association for Computing Machinery, New York, NY, USA, 55. DOI: <https://doi.org/10.1145/1048935.1050204>

Impact on communication



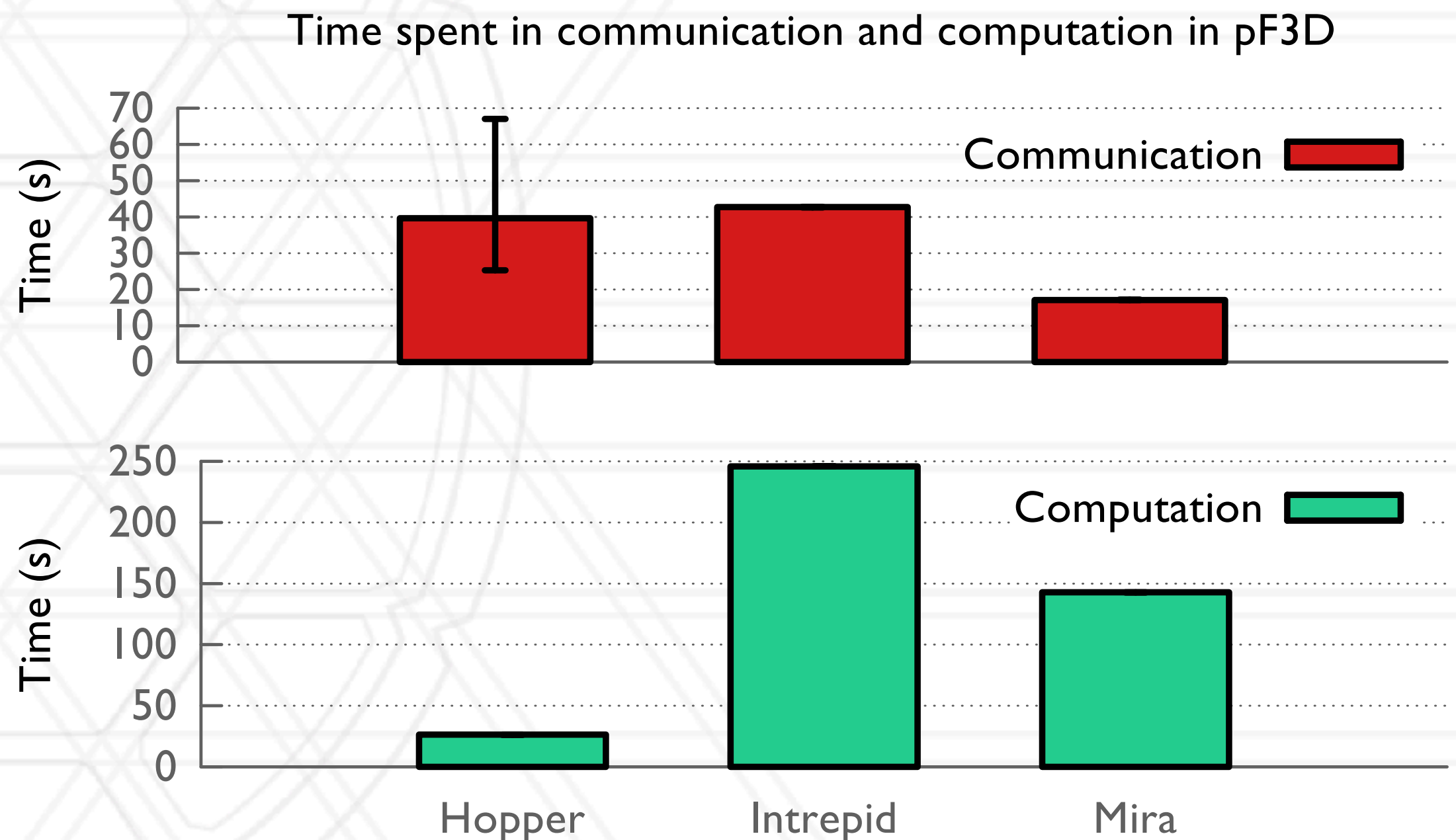
Hoefler et al.: <https://htor.inf.ethz.ch/publications/img/hoefler-noise-sim.pdf>

Mitigating OS noise

- Running a light-weight OS
- Turn off unnecessary daemons
- Reduce the frequency of daemons
- Dedicated cores for OS daemons
- User programs can avoid using certain cores


Performance variability due to congestion

- No variability in computation time
- All of the variability can be attributed to communication performance
- Factors:
 - Placement of jobs
 - Contention for network resources




Bhatele et al. <http://www.cs.umd.edu/~bhatele/pubs/pdf/2013/sc2013a.pdf>

Impact of other jobs




April 11




April 16

Impact of other jobs



April 11
MILC job in green



April 16
25% higher messaging rate



UNIVERSITY OF
MARYLAND

Abhinav Bhatele

5218 Brendan Iribe Center (IRB) / College Park, MD 20742

phone: 301.405.4507 / e-mail: bhatele@cs.umd.edu