

Announcements

- **Quiz on Friday (will not include “forms”)**
- **Term Paper due in one week**

Clarification

- `document.writeln()`
 - Generates **new** HTML elements while page is first being drawn.
- The following apply **AFTER** the page has been drawn. These make changes to **existing** HTML elements:
 - `identifier.innerHTML = "..."`
 - `identifier.attribute = "..."`
 - `identifier.style.property = "..."`

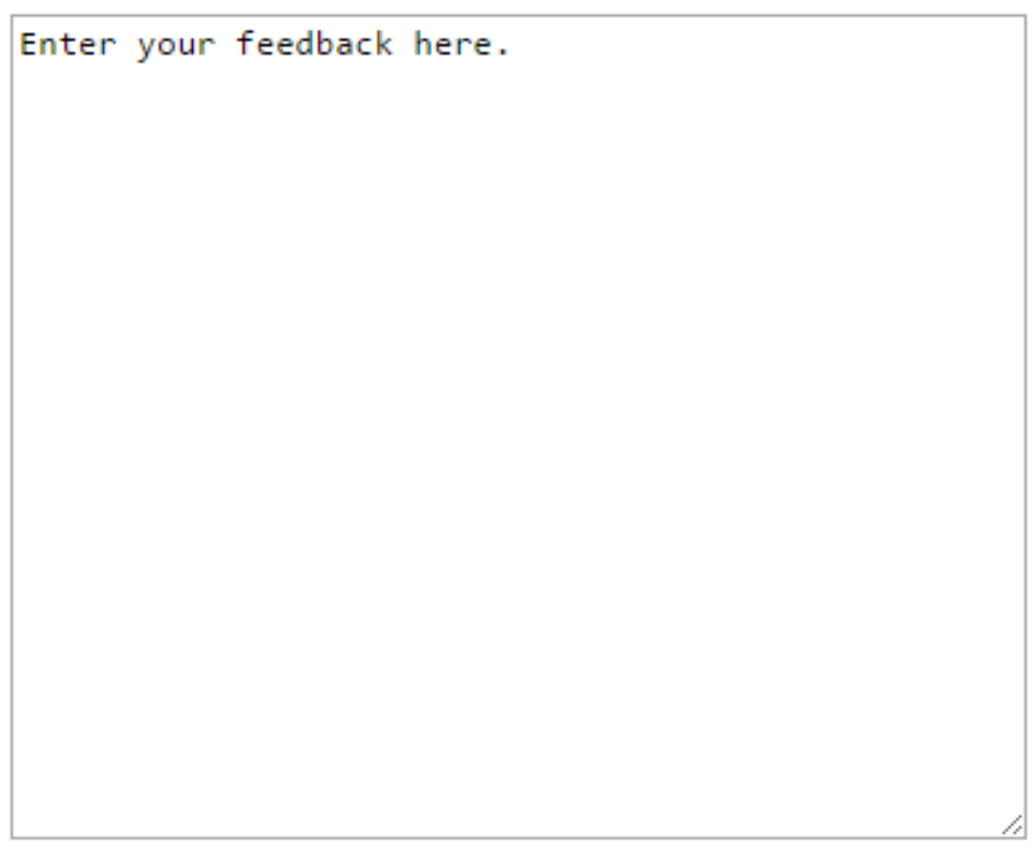
Multi-Line Text Boxes

- Editable box for large quantity of text
- Typically used to get text input from user

```
<textarea rows="20"  
  cols="50">
```

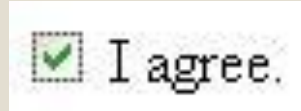
```
</textarea>
```

Example: [HugeTextBox.html](#)



Enter your feedback here.

Checkboxes



- User will either check or not check the box
- Typically used for simple yes/no questions

```
<input type="checkbox" />
```

Example: [Checkboxes.html](#)

Radio Buttons

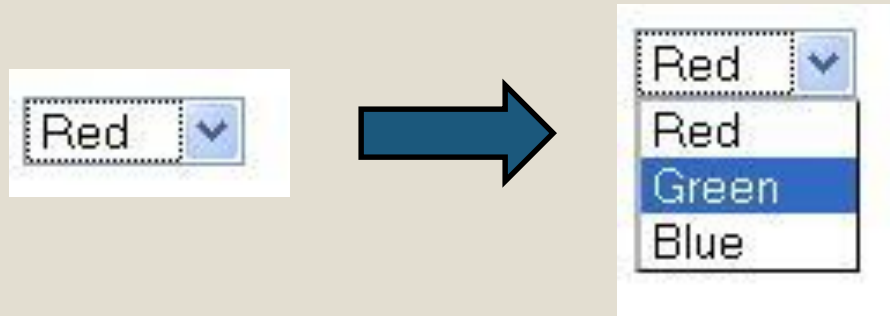


- User will select ONE item from several choices
- Selecting one item automatically deselects the other one
- Radio buttons that must cooperate together must all be given the same name attribute

```
<input type="radio" name="colorChoices" /> Red <br />  
<input type="radio" name="colorChoices" /> Green <br />  
<input type="radio" name="colorChoices" /> Blue <br />
```

**Examples: [RadioButtons1.html](#)
[RadioButtons2.html](#)**

Selection Boxes



- User will select an item from several choices
- Multiple-selection box is also possible (see second example)

```
<select id="colorChoices">  
  <option value="red">Red</option>  
  <option value="green">Green</option>  
  <option value="blue">Blue</option>  
</select>
```

Examples: [SelectionBox1.html](#)
[SelectionBox2.html](#)