

Exceptional Control Flow Part I Oct. 28, 2009

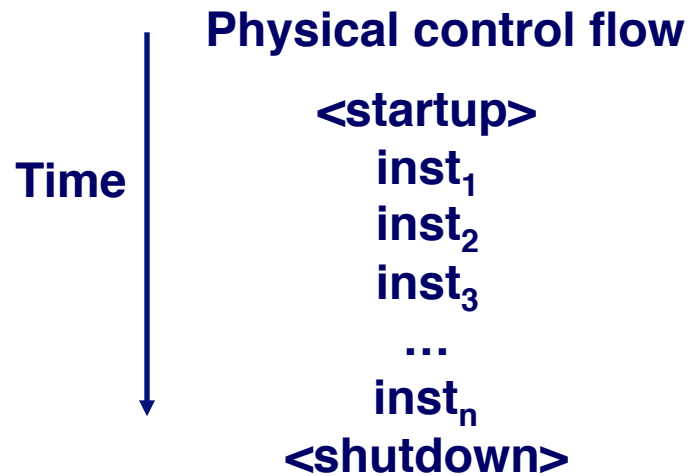
Topics

- Exceptions
- Process context switches
- Creating and destroying processes

Control Flow

Computers do Only One Thing

- From startup to shutdown, a CPU simply reads and executes (interprets) a sequence of instructions, one at a time.
- This sequence is the system's physical *control flow* (or *flow of control*).



Altering the Control Flow

Up to Now: two mechanisms for changing control flow:

- Jumps and branches
- Call and return using the stack discipline.
- Both react to changes in program state.

Insufficient for a useful system

- Difficult for the CPU to react to changes in system state.
 - data arrives from a disk or a network adapter.
 - Instruction divides by zero
 - User hits ctl-c at the keyboard
 - System timer expires

System needs mechanisms for “exceptional control flow”

Exceptional Control Flow

- Mechanisms for exceptional control flow exists at all levels of a computer system.

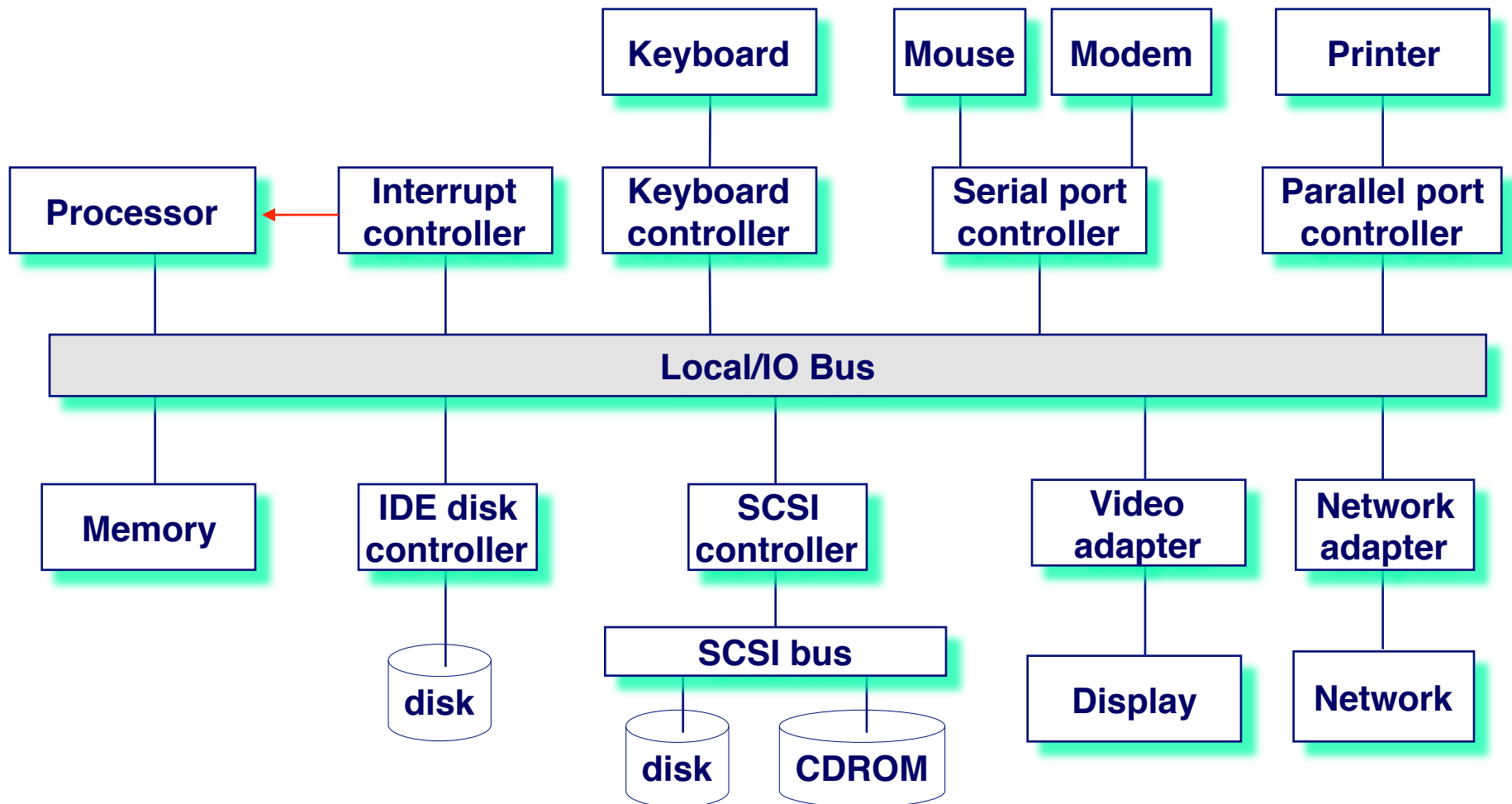
Low level Mechanism

- exceptions
 - change in control flow in response to a system event (i.e., change in system state)
- Combination of hardware and OS software

Higher Level Mechanisms

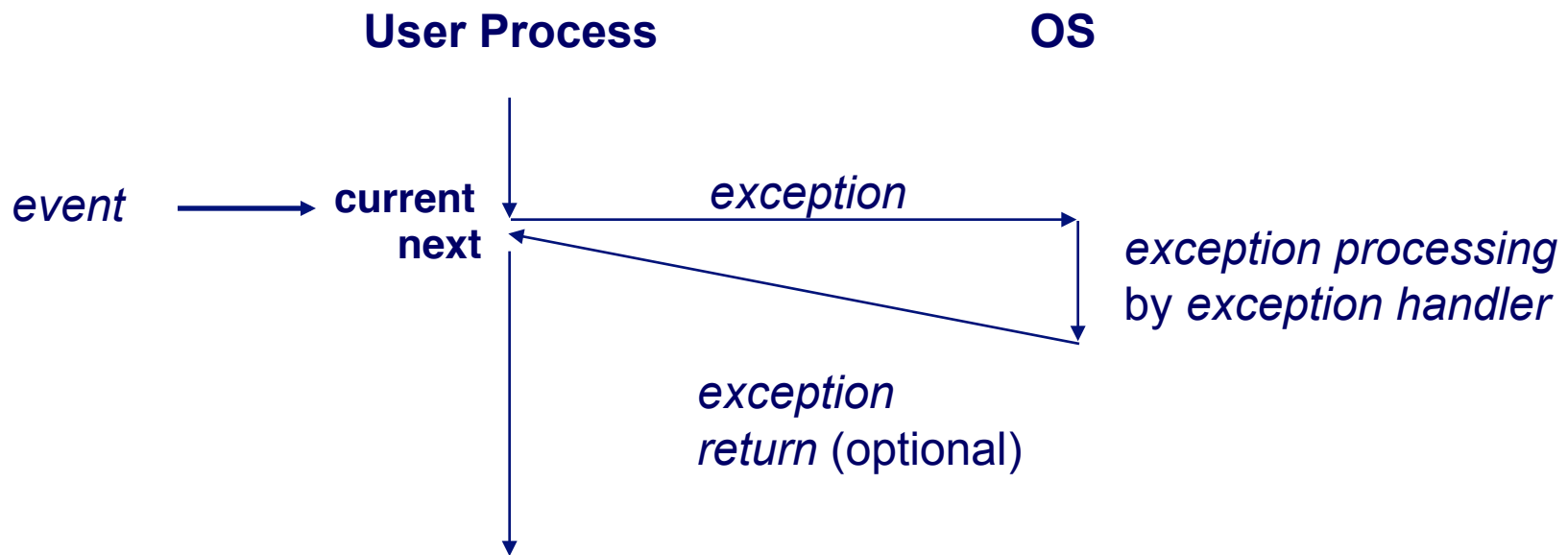
- Process context switch
- Signals
- Nonlocal jumps (setjmp/longjmp)
- Implemented by either:
 - OS software (context switch and signals).
 - C language runtime library: nonlocal jumps.

System context for exceptions

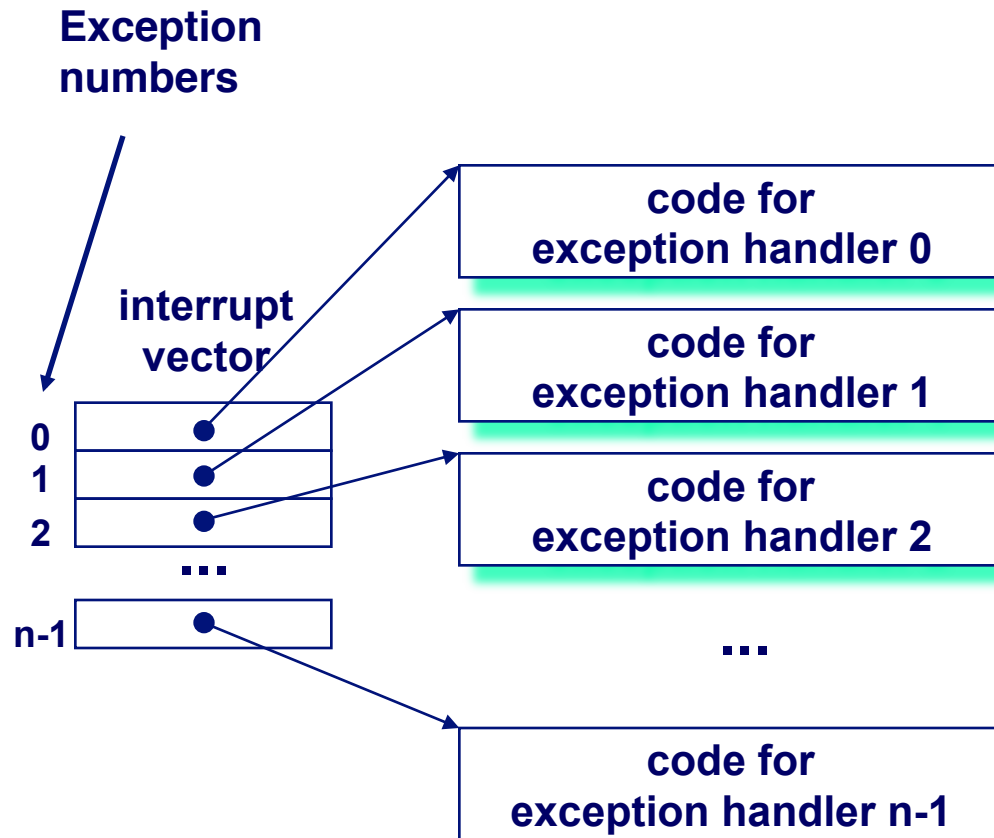


Exceptions

An *exception* is a transfer of control to the OS in response to some *event* (i.e., change in processor state)



Interrupt Vectors



- Each type of event has a unique exception number k
- Index into jump table (a.k.a., interrupt vector)
- Jump table entry k points to a function (exception handler).
- Handler k is called each time exception k occurs.

Asynchronous Exceptions (Interrupts)

Caused by events external to the processor

- Indicated by setting the processor's interrupt pin
- handler returns to "next" instruction.

Examples:

- I/O interrupts
 - hitting `ctl-c` at the keyboard
 - arrival of a packet from a network
 - arrival of a data sector from a disk
- Hard reset interrupt
 - hitting the reset button
- Soft reset interrupt
 - hitting `ctl-alt-delete` on a PC

Synchronous Exceptions

Caused by events that occur as a result of executing an instruction:

■ Traps

- Intentional
- Examples: system calls, breakpoint traps, special instructions
- Returns control to “next” instruction

■ Faults

- Unintentional but possibly recoverable
- Examples: page faults (recoverable), protection faults (unrecoverable).
- Either re-executes faulting (“current”) instruction or aborts.

■ Aborts

- unintentional and unrecoverable
- Examples: parity error, machine check.
- Aborts current program

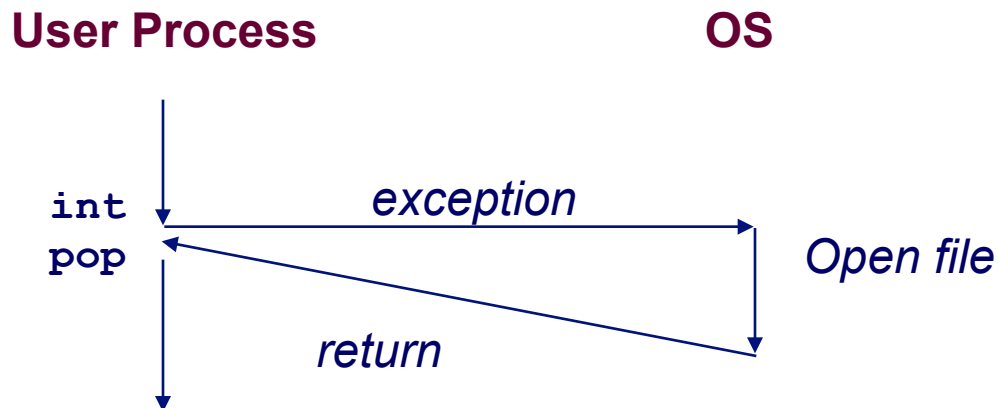
Trap Example

Opening a File

- User calls `open(filename, options)`

```
0804d070 <__libc_open>:  
. . .  
804d082:      cd 80          int    $0x80  
804d084:      5b           pop    %ebx  
. . .
```

- Function `open` executes system call instruction `int`
- OS must find or create file, get it ready for reading or writing
- Returns integer file descriptor



Fault Example #1

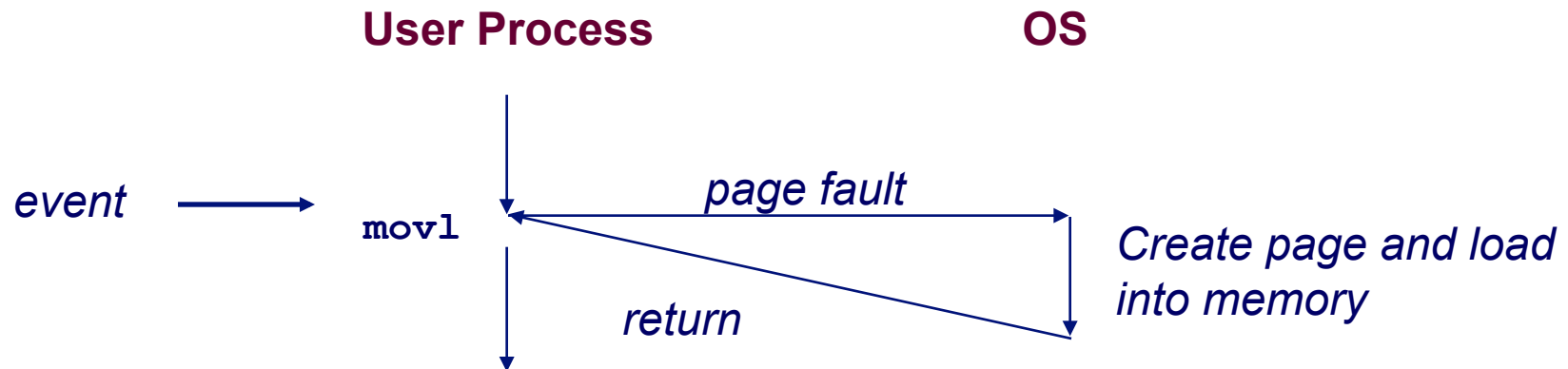
Memory Reference

- User writes to memory location
- That portion (page) of user's memory is currently on disk

```
int a[1000];  
main ()  
{  
    a[500] = 13;  
}
```

```
80483b7: c7 05 10 9d 04 08 0d movl $0xd,0x8049d10
```

- Page handler must load page into physical memory
- Returns to faulting instruction
- Successful on second try



Fault Example #2

Memory Reference

- User writes to memory location
- Address is not valid

```
int a[1000];  
main ()  
{  
    a[5000] = 13;  
}
```

```
80483b7: c7 05 60 e3 04 08 0d movl $0xd,0x804e360
```

- Page handler detects invalid address
- Sends SIGSEGV signal to user process
- User process exits with “segmentation fault”



Processes

Def: A *process* is an instance of a running program.

- One of the most profound ideas in computer science.
- Not the same as “program” or “processor”

Process provides each program with two key abstractions:

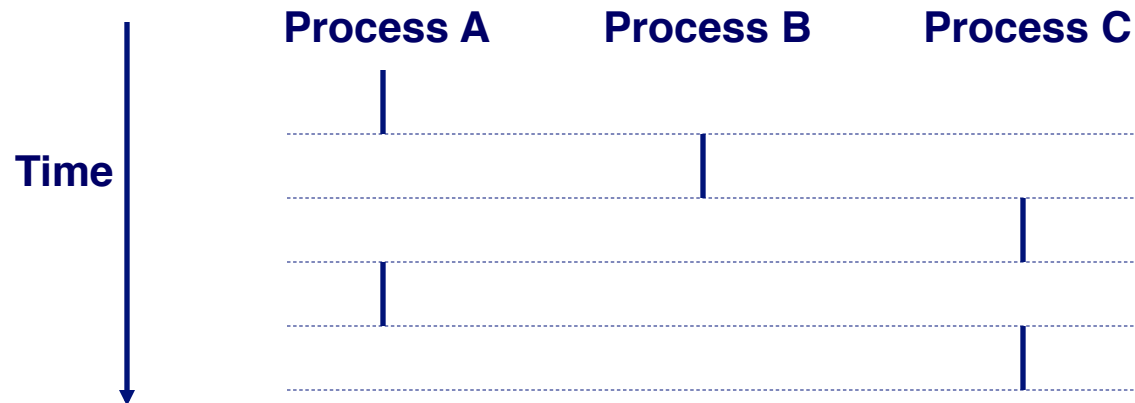
- Logical control flow
 - Each program seems to have exclusive use of the CPU.
- Private address space
 - Each program seems to have exclusive use of main memory.

How are these Illusions maintained?

- Process executions interleaved (multitasking)
- Address spaces managed by virtual memory system

Logical Control Flows

Each process has its own logical control flow



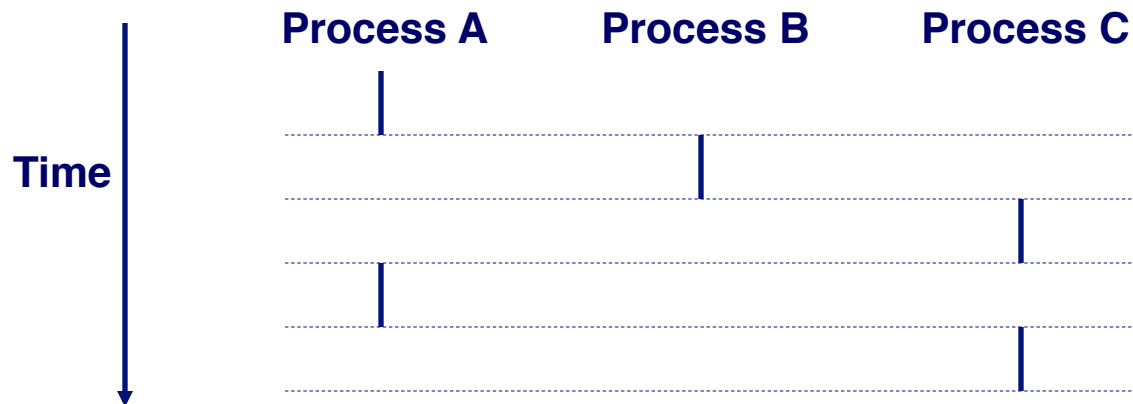
Concurrent Processes

Two processes *run concurrently* (*are concurrent*) if their flows overlap in time.

Otherwise, they are *sequential*.

Examples:


- Concurrent: A & B, A & C
- Sequential: B & C



User View of Concurrent Processes

Control flows for concurrent processes are physically disjoint in time.

However, we can think of concurrent processes as running in parallel with each other.

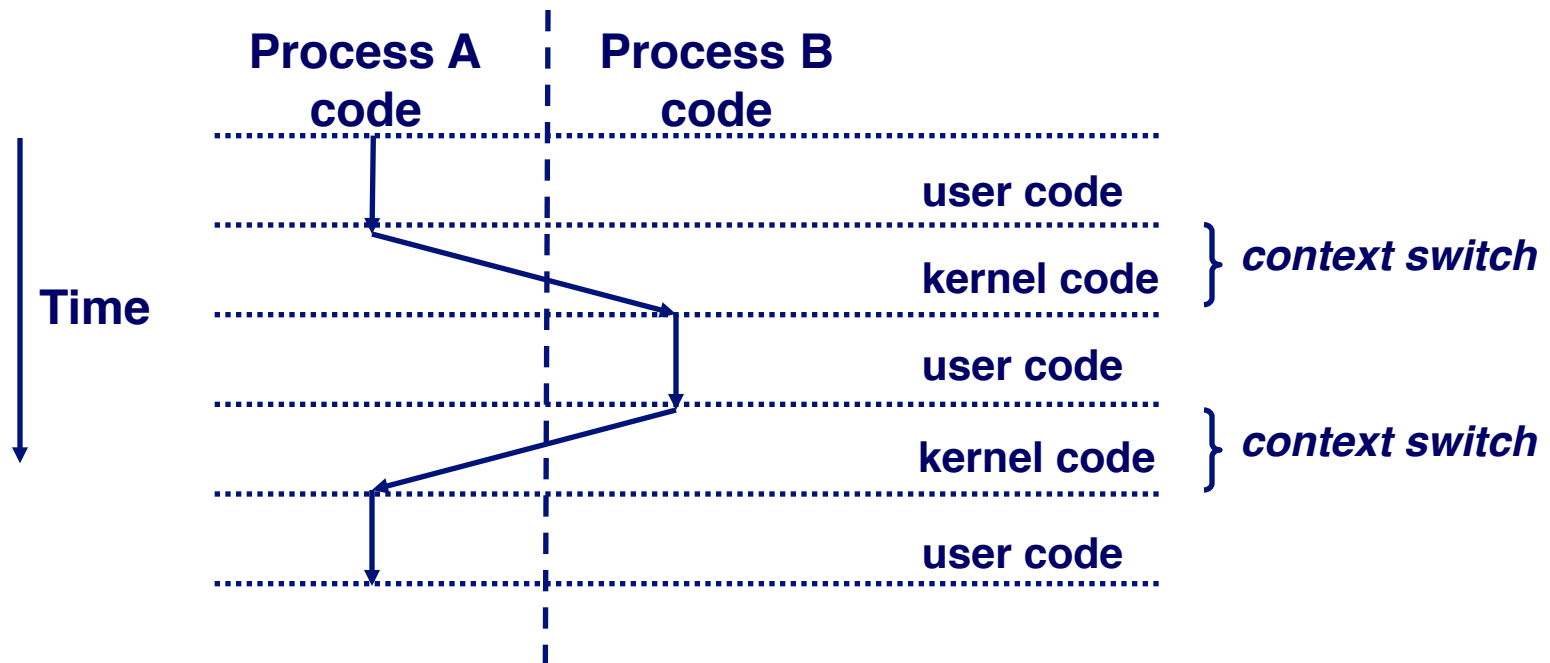


Context Switching

Processes are managed by a shared chunk of OS code called the *kernel*

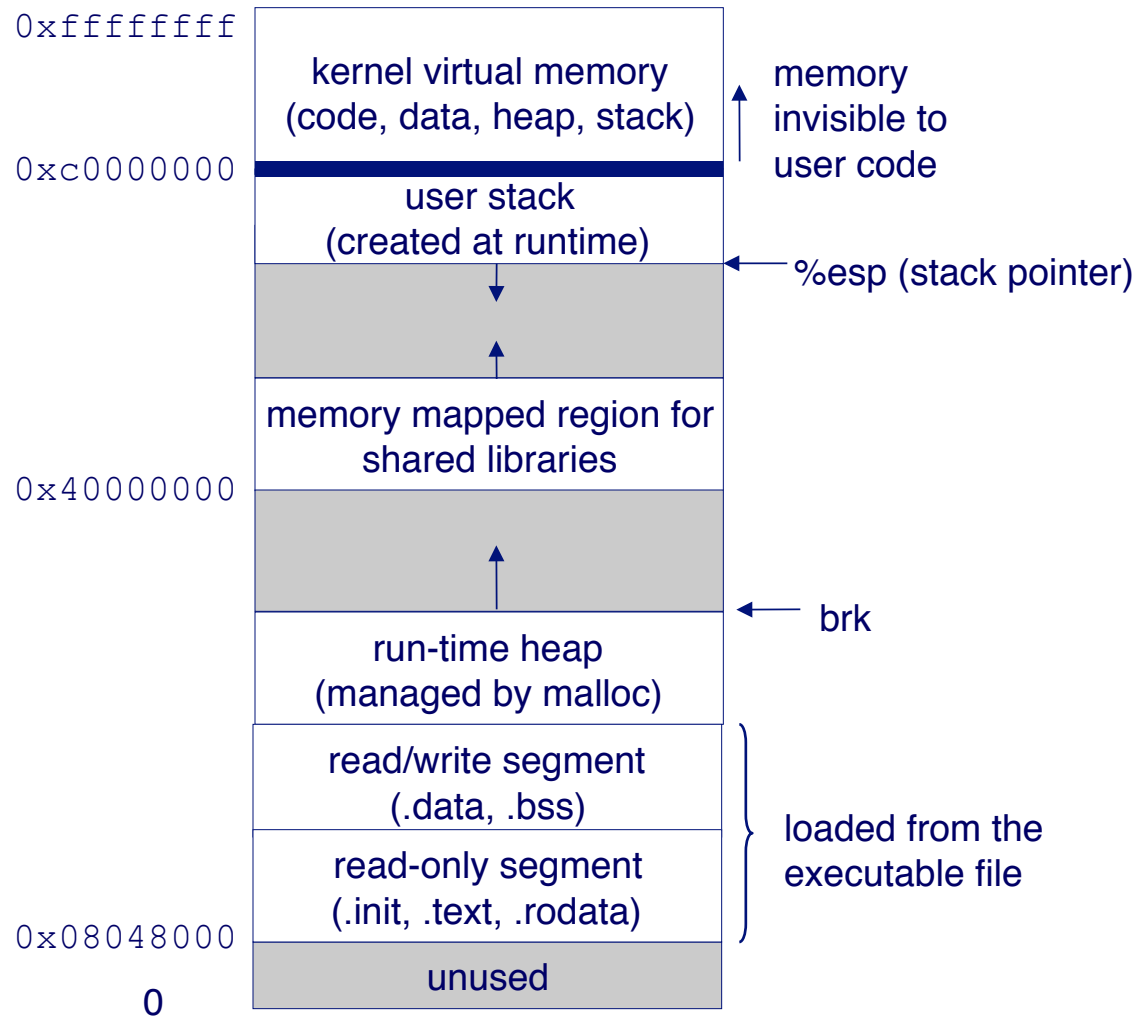
- Important: the kernel is not a separate process, but rather runs as part of some user process

Control flow passes from one process to another via a *context switch*.



Private Address Spaces

Each process has its own private address space.



fork: Creating new processes

`int fork(void)`

- creates a new process (child process) that is identical to the calling process (parent process)
- returns 0 to the child process
- returns child's pid to the parent process

```
if (fork() == 0) {  
    printf("hello from child\n");  
} else {  
    printf("hello from parent\n");  
}
```

Fork is interesting
(and often confusing)
because it is called
once but returns *twice*

Fork Example #1

Key Points

- Parent and child both run same code
 - Distinguish parent from child by return value from `fork`
- Start with same state, but each has private copy
 - Including shared output file descriptor
 - Relative ordering of their print statements undefined

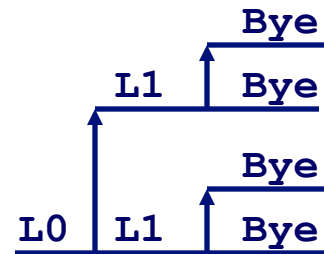
```
void fork1()
{
    int x = 1;
    pid_t pid = fork();
    if (pid == 0) {
        printf("Child has x = %d\n", ++x);
    } else {
        printf("Parent has x = %d\n", --x);
    }
    printf("Bye from process %d with x = %d\n", getpid(), x);
}
```

Fork Example #2

Key Points

- Both parent and child can continue forking

```
void fork2()  
{  
    printf("L0\n");  
    fork();  
    printf("L1\n");  
    fork();  
    printf("Bye\n");  
}
```

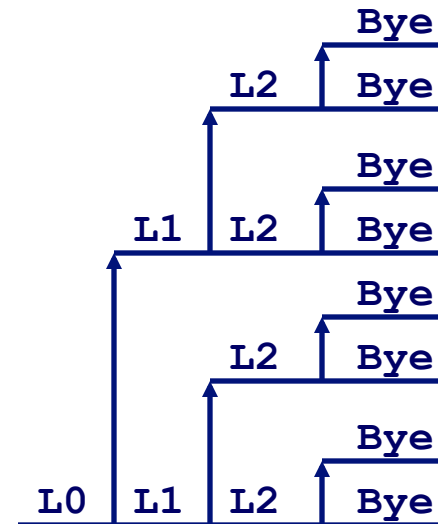


Fork Example #3

Key Points

- Both parent and child can continue forking

```
void fork3()
{
    printf("L0\n");
    fork();
    printf("L1\n");
    fork();
    printf("L2\n");
    fork();
    printf("Bye\n");
}
```

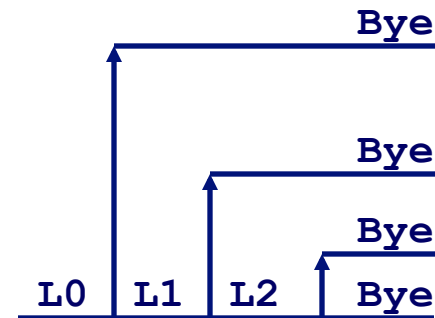


Fork Example #4

Key Points

- Both parent and child can continue forking

```
void fork4()  
{  
    printf("L0\n");  
    if (fork() != 0) {  
        printf("L1\n");  
        if (fork() != 0) {  
            printf("L2\n");  
            fork();  
        }  
    }  
    printf("Bye\n");  
}
```

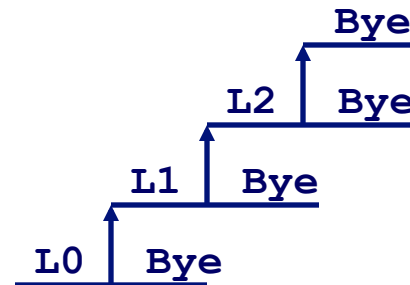


Fork Example #5

Key Points

- Both parent and child can continue forking

```
void fork5()  
{  
    printf("L0\n");  
    if (fork() == 0) {  
        printf("L1\n");  
        if (fork() == 0) {  
            printf("L2\n");  
            fork();  
        }  
    }  
    printf("Bye\n");  
}
```



exit: Destroying Process

`void exit(int status)`

- exits a process
 - Normally return with status 0
- `atexit()` registers functions to be executed upon exit

```
void cleanup(void) {
    printf("cleaning up\n");
}

void fork6() {
    atexit(cleanup);
    fork();
    exit(0);
}
```

Zombies

Idea

- When process terminates, still consumes system resources
 - Various tables maintained by OS
- Called a “zombie”
 - Living corpse, half alive and half dead

Reaping

- Performed by parent on terminated child
- Parent is given exit status information
- Kernel discards process

What if Parent Doesn't Reap?

- If any parent terminates without reaping a child, then child will be reaped by `init` process
- Only need explicit reaping for long-running processes
 - E.g., shells and servers

Zombie Example

```
linux> ./forks 7 &
[1] 6639
Running Parent, PID = 6639
Terminating Child, PID = 6640
linux> ps
  PID TTY          TIME CMD
 6585 ttyp9        00:00:00 tcsh
 6639 ttyp9        00:00:03 forks
 6640 ttyp9        00:00:00 forks <defunct>
 6641 ttyp9        00:00:00 ps
linux> kill 6639
[1] Terminated
linux> ps
  PID TTY          TIME CMD
 6585 ttyp9        00:00:00 tcsh
 6642 ttyp9        00:00:00 ps
```

```
void fork7()
{
    if (fork() == 0) {
        /* Child */
        printf("Terminating Child, PID = %d\n",
            getpid());
        exit(0);
    } else {
        printf("Running Parent, PID = %d\n",
            getpid());
        while (1)
            ; /* Infinite loop */
    }
}
```

- ps shows child process as “defunct”
- Killing parent allows child to be reaped

Nonterminating Child Example

```
void fork8()
{
    if (fork() == 0) {
        /* Child */
        printf("Running Child, PID = %d\n",
            getpid());
        while (1)
            ; /* Infinite loop */
    } else {
        printf("Terminating Parent, PID = %d\n",
            getpid());
        exit(0);
    }
}
```

```
linux> ./forks 8
Terminating Parent, PID = 6675
Running Child, PID = 6676
```

```
linux> ps
  PID TTY          TIME CMD
 6585 ttyp9        00:00:00 tcsh
 6676 ttyp9        00:00:06 forks
 6677 ttyp9        00:00:00 ps
```

```
linux> kill 6676
```

```
linux> ps
  PID TTY          TIME CMD
 6585 ttyp9        00:00:00 tcsh
 6678 ttyp9        00:00:00 ps
```

- Child process still active even though parent has terminated
- Must kill explicitly, or else will keep running indefinitely

wait: Synchronizing with children


```
int wait(int *child_status)
```

- suspends current process until one of its children terminates
- return value is the `pid` of the child process that terminated
- if `child_status != NULL`, then the object it points to will be set to a status indicating why the child process terminated

wait: Synchronizing with children

```
void fork9() {
    int child_status;

    if (fork() == 0) {
        printf("HC: hello from child\n");
    }
    else {
        printf("HP: hello from parent\n");
        wait(&child_status);
        printf("CT: child has terminated\n");
    }
    printf("Bye\n");
    exit();
}
```



Wait Example

- If multiple children completed, will take in arbitrary order
- Can use macros WIFEXITED and WEXITSTATUS to get information about exit status

```
void fork10()
{
    pid_t pid[N];
    int i;
    int child_status;
    for (i = 0; i < N; i++)
        if ((pid[i] = fork()) == 0)
            exit(100+i); /* Child */
    for (i = 0; i < N; i++) {
        pid_t wpid = wait(&child_status);
        if (WIFEXITED(child_status))
            printf("Child %d terminated with exit status %d\n",
                wpid, WEXITSTATUS(child_status));
        else
            printf("Child %d terminate abnormally\n", wpid);
    }
}
```

Waitpid

- `waitpid(pid, &status, options)`
 - Can wait for specific process
 - Various options

```
void fork11()
{
    pid_t pid[N];
    int i;
    int child_status;
    for (i = 0; i < N; i++)
        if ((pid[i] = fork()) == 0)
            exit(100+i); /* Child */
    for (i = 0; i < N; i++) {
        pid_t wpid = waitpid(pid[i], &child_status, 0);
        if (WIFEXITED(child_status))
            printf("Child %d terminated with exit status %d\n",
                wpid, WEXITSTATUS(child_status));
        else
            printf("Child %d terminated abnormally\n", wpid);
    }
}
```


Wait/Waitpid Example Outputs

Using wait (fork10)

```
Child 3565 terminated with exit status 103  
Child 3564 terminated with exit status 102  
Child 3563 terminated with exit status 101  
Child 3562 terminated with exit status 100  
Child 3566 terminated with exit status 104
```

Using waitpid (fork11)

```
Child 3568 terminated with exit status 100  
Child 3569 terminated with exit status 101  
Child 3570 terminated with exit status 102  
Child 3571 terminated with exit status 103  
Child 3572 terminated with exit status 104
```

exec: Running new programs

```
int execl(char *path, char *arg0, char *arg1, ..., 0)
```

- loads and runs executable at path with args arg0, arg1, ...
 - path is the complete path of an executable
 - arg0 becomes the name of the process
 - » typically arg0 is either identical to path, or else it contains only the executable filename from path
 - “real” arguments to the executable start with arg1, etc.
 - list of args is terminated by a (char *)0 argument
- returns -1 if error, otherwise doesn't return!

```
main() {  
    if (fork() == 0) {  
        execl("/usr/bin/cp", "cp", "foo", "bar", 0);  
    }  
    wait(NULL);  
    printf("copy completed\n");  
    exit();  
}
```

Summarizing

Exceptions

- Events that require nonstandard control flow
- Generated externally (interrupts) or internally (traps and faults)

Processes

- At any given time, system has multiple active processes
- Only one can execute at a time, though
- Each process appears to have total control of processor + private memory space

Summarizing (cont.)

Spawning Processes

- Call to `fork`
 - One call, two returns

Terminating Processes

- Call `exit`
 - One call, no return

Reaping Processes

- Call `wait` or `waitpid`

Replacing Program Executed by Process

- Call `exec1` (or variant)
 - One call, (normally) no return